

Metal-free intramolecular N-S bond formation to access benzisothiazol-3-ones

Ke Yang,^{*[a,b]} Hao Zhang,^[a] Ben Niu,^[a,b] Tiandi Tang,^[a] and Haibo Ge^{*[b]}

Abstract: The highly efficient synthesis of benzisothiazol-3-ones from thiobenzamides has been described with good functional group compatibility and excellent yields. This work represents the first example of selectfluor-promoted N-S bond formation processes. This method provides a facile approach to access various important bioactive benzisothiazol-3-ones.

Introduction

Benzisothiazol-3-ones are ubiquitous structural units in medical and agricultural compounds with a broad range of biological activities including antiviral, anti-bacterial, anti-psychotic, antithrombotic, and analgesic activities (Figure 1).¹ Substantial efforts have been devoted to develop efficient methodologies to construct such skeletons.^{2,3} Among them, the metal-free synthetic approach has gained considerable interest due to the green and sustainable properties. However, current metal-free processes often require the use of toxic and/or corrosive thionyl chloride,^{3a-d} chlorine gas,^{3e-f} trimethyl chlorosilane,^{3g} or strong acids.^{3h-k} Furthermore, their applications are also severely limited due to the narrow substrate scope.³ Therefore, the development of facile and efficient methods to construct benzisothiazol-3-ones would be of prime synthetic value.

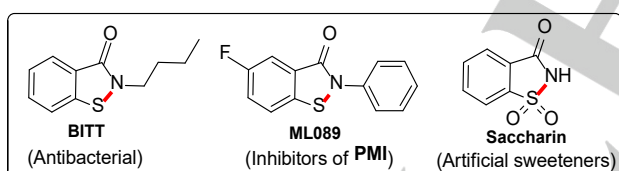
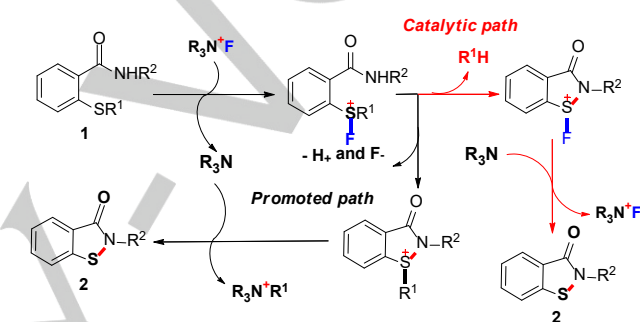


Figure 1. The selected biologically active compounds containing benzisothiazol-3-one skeletons.

Recently, electrophilic fluorinating reagents with the general structure of R_2N-F or R_3N^+-F have gained much attention due to their applications in fluorination reactions.⁴ However, the use of these reagents for other transformations is relatively underexplored.^{4f, 5} Inspired by the reaction of α -fluorination of

thioethers,⁶ we conceived that the F^+ reagents could be used as catalysts or mediators to react with thiobenzamides **1**, forming the corresponding cyclic fluorosulfonium salts, and then produce the desired products **2** (Scheme 1). This might offer a novel and mild method to access benzisothiazol-3-ones. Herein, we disclose our results on the synthesis of benzisothiazol-3-ones via a sequential N-S bond formation and C-S bond cleavage process. It should be mentioned that studies on exploiting F^+ reagents for such transformations have not been reported so far.



Scheme 1. The strategy to directly access benzisothiazol-3-ones with F^+ reagents.

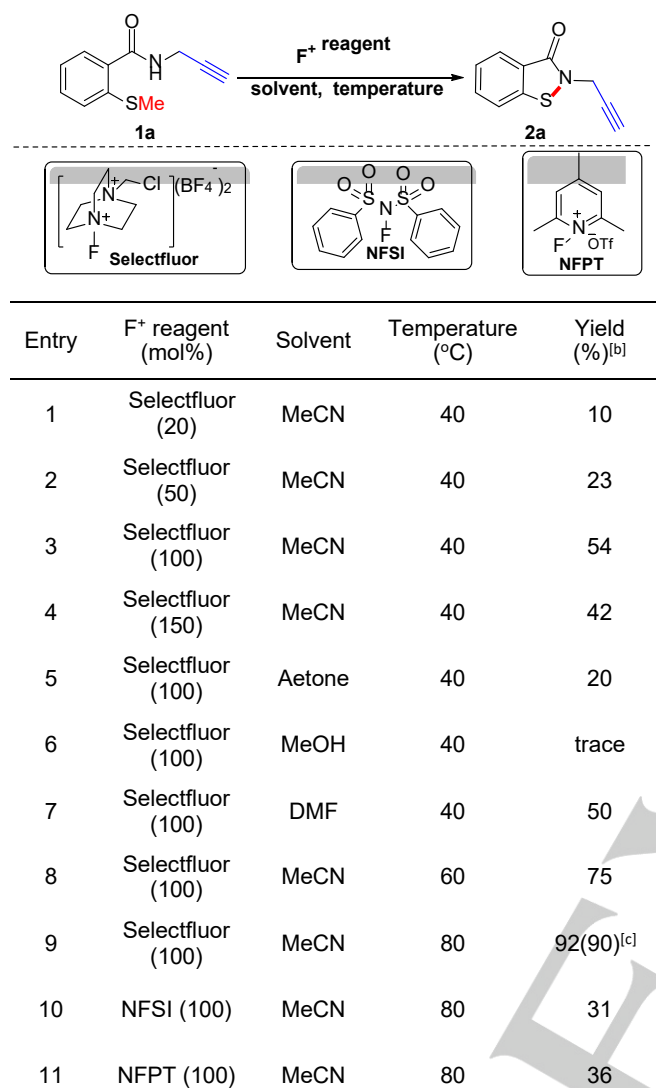
Results and Discussion

To probe chemical selectivity of this reaction, we have chosen the alkynyl substituted starting material, 2-(methylthio)-*N*-(prop-2-yn-1-yl)benzamide **1a** as the substrate which could be easily prepared through the condensation reaction of commercially available 2-(methylthio)benzoic acid and prop-2-yn-1-amine. We commenced our investigation on intramolecular cyclization of **1a** in the presence of selectfluor. It was found that the desired product 2-(prop-2-yn-1-yl)benzo[d]isothiazol-3(2*H*)-one **2a** could be detected in 54% yield by employing 1.0 equivalent of selectfluor in MeCN at 40 °C (Table 1, entry 3). To our delight, the yield was improved to 92% by simply increasing the reaction temperature to 80 °C (Table 1, entry 9). It was also noticed that other electrophilic fluorinating reagents such as *N*-fluorobenzenesulfonimide (NFSI) and 1-fluoro-2,4,6-trimethylpyridinium triflate (NFPT) could promote the process, albeit with lower yields (Table 1, entries 10-11). Next, various substituents including H, Et, Bn and Ph on the sulfur atom were examined, and either lower yield or no desired product was observed, indicating that methyl group is the optimal substituent (Scheme 2).

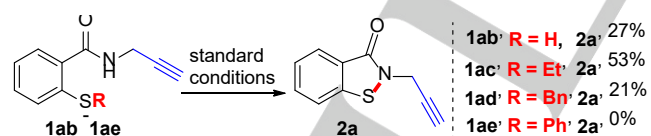
Table 1. Optimization of Reaction Conditions^[a].

[a] Ke Yang, Hao Zhang, Ben Niu and Tiandi Tang
Jiangsu Key Laboratory of Advanced Catalytic Materials & Technology, School of Petrochemical Engineering
Changzhou University
1 Gehu Road, Changzhou, Jiangsu 213164, China
[b] Ke Yang, Ben Niu and Haibo Ge
Department of Chemistry and Chemical Biology
Indiana University Purdue University Indianapolis
Indianapolis, Indiana 46202, USA

Supporting information for this article is given via a link at the end of the document.

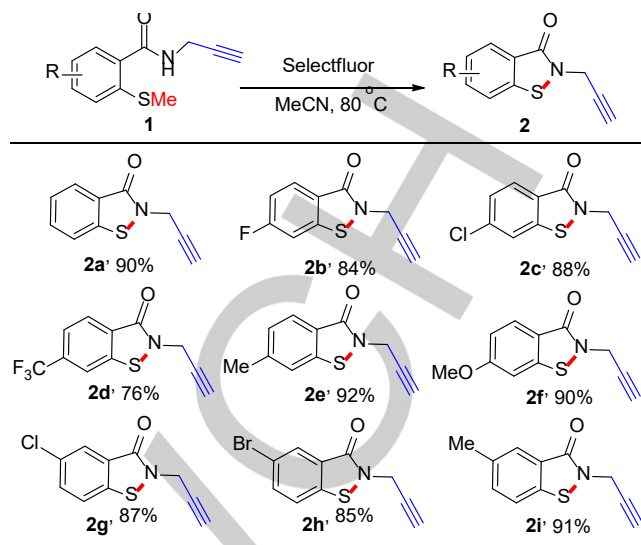


[a] Conditions: **1a** (0.2 mmol), electrophilic fluorinating reagent, 2.0 mL of solvent, 12 h. [b] Yields are based on **1a**, determined by crude ¹H NMR using dibromomethane as the internal standard. [c] Isolated yield.

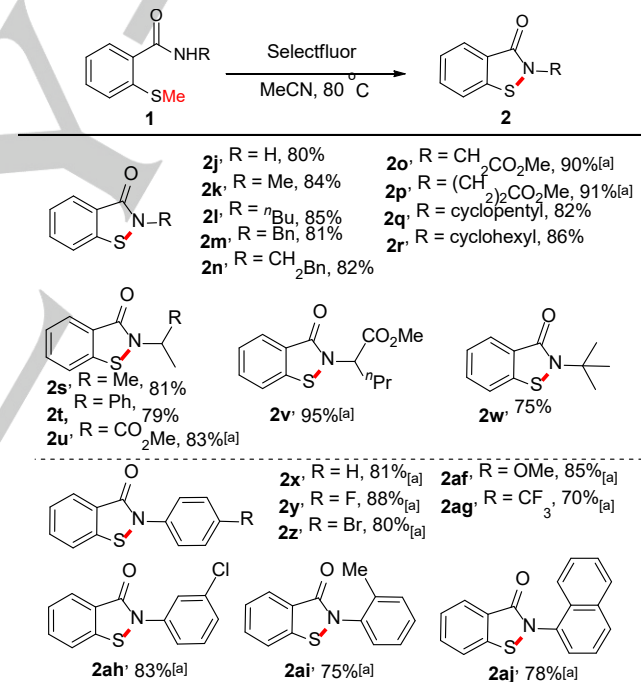


Scheme 2. The investigation of substituents on the sulfur atom.

With the optimized conditions in hand, the substrate scope study of *N*-substituted 2-methylthiobenzamides was carried out (Scheme 3). Various aryl-substituted 2-(methylthio)-*N*-(prop-2-yn-1-yl)benzamidates including an electron-withdrawing groups (F, Cl, Br or CF₃) and electron-donating group (Me or MeO), were examined, and the desired products (**2a-i**) were isolated in good to excellent yields. It is noteworthy to mention that the well-tolerated halogens enable the further manipulations of the initial products.



Scheme 3. Scope of aryl-substituted methylthiobenzamide. Conditions: **1** (0.2 mmol), selectfluor (0.2 mmol), MeCN (2.0 mL), 80 °C, 12 h, isolated yield.



Scheme 4. Scope of *N*-substituted methylthiobenzamide. Conditions: **1** (0.2 mmol), selectfluor (0.2 mmol), MeCN (2.0 mL), 80 °C, 12 h, isolated yield. [a] 100 °C.

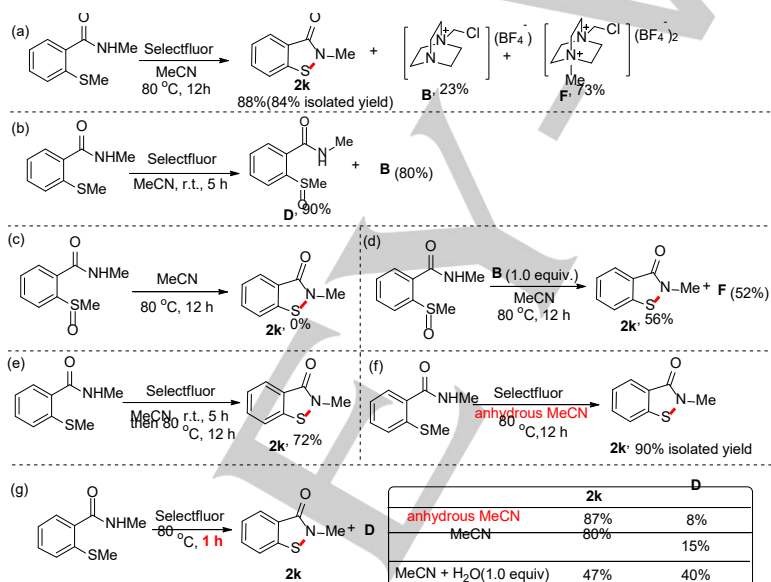
Next, we explored the substrate scope of *N*-substituted 2-methylthiobenzamides under the standard conditions (Scheme 4). 2-Methylthiobenzamide **1j** was first tested, and to our delight, the desired product benzo[d]isothiazol-3(2*H*)-one **2j** could be smoothly obtained in a moderate yield. Additionally, various linear alkyl-substituted substrates provided the corresponding products (**2k-p**) in excellent yields. As expected, both cyclic alkyl-substituted substrates **1q** and **1r** generated the corresponding products in good yields. Moreover, different branched alkyl-substituted substrates also provided the

corresponding products (**2s-w**) in good yields. It is noteworthy that the bulky *t*-butyl group afforded the desired product **2w** in 75% isolated yield. Finally, *N*-aryl-substituted 2-methylthiobenzamides were also investigated in this system. As expected, substrates with either an electron-withdrawing or electron-donating group at the *para*-, *meta*- or *ortho*-position of the aromatic ring were compatible under the modified reaction conditions (**2x-aj**).

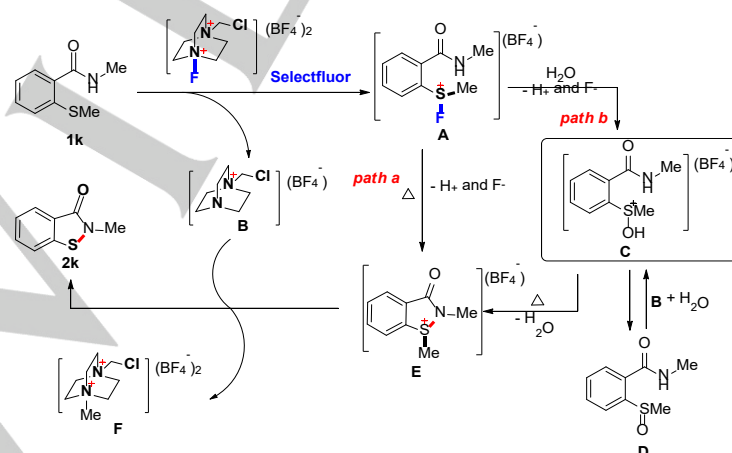
To shed light on the reaction mechanism, a series of control experiments were performed. The ^1H NMR experiment indicated that the selectfluor was almost completely converted to the salts **B** and **F** under the standard conditions (Scheme 5a). Additionally, reaction of **1k** with selectfluor produced sulfoxide **D** with 90% NMR yield at room temperature in 5 h (Scheme 3b). It was then found that no desired product **2k** could be obtained if the salt **B** was absent, indicating that the salt **B** plays an important role in this intramolecular cyclization reaction (Scheme 5c and 5d). Furthermore, the desired product **2k** could be

obtained in 72% NMR yield while the reaction mixture was kept at room temperature for 5 h, and then heated to 80 °C for another 12 h (Scheme 5e). These results suggest that the sulfoxide intermediate may be involved in this process. Moreover, reaction of **1c** with selectfluor in anhydrous MeCN gave the desired product **2k** in high yield, indicating a different reaction pathway (Scheme 5f and 5g).

On the basis of the above results and previous reports,^{3, 6-7} a plausible reaction mechanism has been proposed (Scheme 6). It is believed that the transient fluorosulfonium salt **A** is formed in the presence of selectfluor. Then, the cyclic sulfonium salt **E** can be generated through the direct cyclization of this salt (path a). On the other hand, the cyclic sulfonium salt **E** can also be produced through dehydration of intermediate **C** obtained from nucleophilic substitution of intermediate **A** (path b). In the presence of salt **B**, nucleophilic displacement of the methyl group on the sulfonium salt **E** ultimately gives the desired product **2k** and salt **F**.

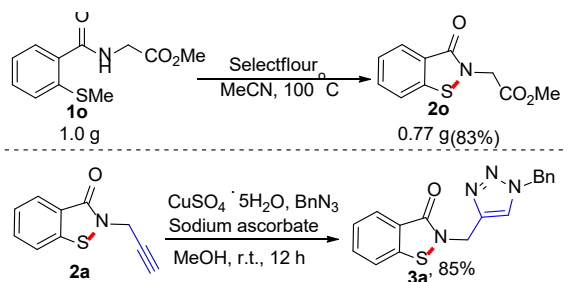


Scheme 5. The control experiments.



Scheme 6. The plausible reaction mechanism.

Finally, to demonstrate the synthetic utility of this method, a gram scale reaction was carried out (Scheme 7). When methyl 2-(2-(methylthio)benzamido)acetate **1o** was treated with 1.0 equivalent of selectfluor in MeCN (10 mL) at 100 °C, drug precursor **2o**^{2c} was obtained in 83% yield. Furthermore, the caspase-3 inhibitor **3a**^{1g} could also be readily prepared by using 2-(prop-2-yn-1-yl)benzo[d]isothiazol-3(2H)-one **2a** and BnN₃ as the starting materials in the presence of catalytic amount of CuSO₄ · 5H₂O.



Scheme 7. The gram-scale synthesis of drug precursor **2o** and the synthesis of caspase-3 inhibitor **3a**

Conclusions

In summary, we have developed an efficient selectfluor-promoted synthesis of benzoisothiazol-3-one derivatives through a sequential N–S bond formation and C–S bond cleavage process. This transformation is the first example of selectfluor-mediated N–S bond formation processes. Moreover, this reaction tolerates various functional groups with excellent yields. In combination, this novel method provides an important complementary approach to access various bioactive benzoisothiazol-3-one derivatives.

Experimental Section

A 10 mL Schlenk tube was charged with 2-methylthiobenzamide (**1**, 0.2 mmol), selectfluor (0.2 mmol, 70.9 mg) and MeCN (2.0 mL). The tube was sealed and the reaction was then stirred vigorously at 80 °C for 12h. After cooling to room temperature, the reaction mixture was then concentrated in vacuo. The residue was purified by flash chromatography on silica gel to yield the desired product **2**.

Acknowledgements

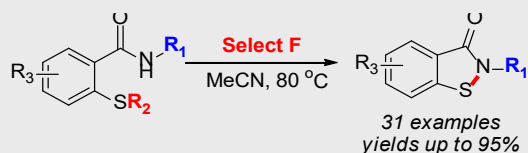
We gratefully acknowledge the financial support from the National Natural Science Foundation of China (21776022 and 21702019) and Advanced Catalysis and Green Manufacturing Collaborative Innovation Center, Changzhou University for financial support. We also gratefully acknowledge Indiana University Purdue University Indianapolis for financial support.

Keywords: Metal-free • N-S bond formation • Selectfluor • Thiobenzamides • Benzoisothiazol-3-ones

- [1] For selected recent examples, see: (a) P. Gopinath, R. K. Yadav, P. K. Shukla, K. Srivastava, S. K. Puri, K. M. Muraleedharan, *Bioorg. Med. Chem. Lett.* **2017**, *27*, 1291. (b) Y.-H. Chen, H.-Y. Hsu, M.-T. Yeh, C.-C. Chen, C.-Y. Huang, Y.-H. Chung, Z.-F. Chang, W.-C. Kuo, N.-L. Chan, J.-H. Weng, B. Chung, Y.-J. Chen, C.-B. Jian, C.-C. Shen, H.-C. Tai, S.-Y. Sheu, J.-M. Fang, *J. Med. Chem.* **2016**, *59*, 9906. (c) J. Dahlin, M. Isaksson, *Contact Dermatitis.* **2015**, *73*, 60. (d) R. M. Novick, M. L. Nelson, K. M. Unice, J. J. Keenan, D. J. Paustenbach, *Food Chem. Toxicol.* **2013**, *56*, 60. (e) H. Lai, D. Dou, S. Aravapalli, T. Teramoto, G. H. Lushington, T. M. Mwanja, K. R. Alliston, D. M. Eichhorn, R. Padmanabhan, W. C. Groutas, *Bioorg. Med. Chem.* **2013**, *21*, 102. (f) S. Leucht, A. Cipriani, L. Spineli, D. Mavridis, D. Orey, F. Richter, M. Samara, C. Barbui, R. R. Engel, J. R. Geddes, W. Kissling, M. P. Stapf, B. Lässig, G. Salanti, J. M. Davis, *Lancet.* **2013**, *382*, 951. (g) Z. Guo, Z. Yan, X. Zhou, Q. Wang, M. Lu, W. Liu, H. Zhou, C. Yang, E. J. McClain, *Med. Chem. Res.* **2015**, *24*, 1814.
- [2] For Cu-catalyzed or mediated examples: (a) T. Li, L. Yang, K. Ni, Z. Shi, F. Li, D. Chen, *Org. Biomol. Chem.* **2016**, *14*, 6297. (b) F. J. Chen, G. Liao, X. Li, J. Wu, B. F. Shi, *Org. Lett.* **2014**, *16*, 5644. (c) Z. Wang, Y. Kuninobu, M. Kanai, *J. Org. Chem.* **2013**, *78*, 7337. (d) V. Krasikova, M. Katkevics, *Chem. Heterocycl. Compd.* **2013**, *48*, 1684. (e) F. Wang, C. Chen, G. Deng, C. Xi, *J. Org. Chem.* **2012**, *77*, 4148. (f) B. S. Bhakuni, S. J. Balkrishna, A. Kumar, S. Kumar, *Tetrahedron Lett.* **2012**, *53*, 1354.
- [3] For selected metal-free examples: (a) P. Gopinath, K. Ramalingam, K. M. Muraleedharan, D. Karunakaran, *Med. Chem. Commun.* **2013**, *4*, 749. (b) W. L. Jorgensen, A. Trofimov, X. Du, A. A. Hare, L. Leng, R. Bucala, *Bioorg. Med. Chem. Lett.* **2011**, *21*, 4545. (c) F. A. Kucherov, S. G. Zlotin, *Russ. Chem. Bull.*, **2001**, *50*, 1657. (d) S. G. Zlotin, P. G. Kisiltsin, A. I. Podgursky, A. V. Samet, V. V. Semenov, A. C. Buchanan, A. A. Gakh, *J. Org. Chem.* **2000**, *65*, 8439. (e) F. A. Kucherov, S. G. Zlotin, *Russ. Chem. Bull.* **2003**, *52*, 755. (f) F. A. Kucherov, S. G. Zlotin, *Russ. Chem. Bull.* **2003**, *51*, 1549. (g) A. Henke, J. Srogl, *J. Org. Chem.* **2008**, *73*, 7783. (h) H.-M. Wang, H.-Y. Huang, I.-J. Kang, L.-C. Chen, *Heterocycles* **2001**, *55*, 1231. (i) S. W. Wright, M. M. Abelman, L. L. Bostrom, R. L. Corbett, *Tetrahedron Lett.* **1992**, *33*, 153. (j) A. Correa, I. Tellitu, E. Domínguez, R. SanMartin, *Org. Lett.* **2006**, *8*, 4811. (k) H. Wang, I. C. Liang, R.-S. Hou, H.-Y. Huang, L.-C. Chen, *J. Chin. Chem. Soc.* **2007**, *54*, 127. (l) T. Yu, Y. Hou, Y. Jiang, W. Xu, T. Shi, X. Wu, J. Zhang, D. He, Z. Wang, *Tetrahedron Lett.* **2017**, *58*, 2084.
- [4] For selected reviews, see: (a) P. A. Champagne, J. Desroches, J.-D. Hamel, M. Vandamme, Paquin, J.-F. *Chem. Rev.* **2015**, *115*, 9073. (b) X. Yang, T. Wu, R. J. Phipps, F. D. Toste, *Chem. Rev.* **2015**, *115*, 826. (c) M. G. Campbell, T. Ritter, *Chem. Rev.* **2015**, *115*, 612. (d) V. Bizet, T. Besset, J.-A. Ma, D. Cahard, *Curr. Top. Med. Chem.* **2014**, *14*, 901. (e) S. Stavber, M. Zupan, *Adv. Org. Synth.* **2006**, *2*, 213. (f) P. T. Nyffeler, S. G. Duron, M. D. Burkart, S. P. Vincent, C.-H. Wong, *Angew. Chem., Int. Ed.* **2005**, *44*, 192. For selected recent examples, see: (g) K. Sato, G. Sandford, K. Shimizu, S. Akiyama, M. J. Lancashire, D. S. Yufit, A. Tarui, M. Omote, I. Kumadaki, S. Harusawa, A. Ando, *Tetrahedron* **2016**, *72*, 1690. (h) J. Bi, Z. Zhang, Q. Liu, G. Zhang, *Green Chem.* **2012**, *14*, 1159. (i) Z. Zhang, J. Bi, Q. Liu, G. Zhang, *J. Fluorine Chem.* **2013**, *151*, 45. (j) K. Radwan-Olszewska, F. Palacios, P. Kafarski, *J. Org. Chem.* **2011**, *76*, 1170. (k) R. Lin, S. Ding, Z. Shi, N. Jiao, *Org. Lett.* **2011**, *13*, 4498.
- [5] For selected reviews, see: (a) S. Stavber, *Molecules*, **2011**, *16*, 6432. For selected examples, see: (b) D. Liang, X. Li, Q. Lan, W. Huang, L. Yuan, Y. Ma, *Tetrahedron Lett.* **2016**, *57*, 2207. (c) K. K. Laali, G. C. Nandi, S. D. Bunge, *Tetrahedron Lett.* **2014**, *55*, 2401. (d) A. M. Jadhav, S. A. Gawade, D. Vasu, R. B. Dateer, R.-S. Liu, *Chem. Eur. J.* **2014**, *20*, 1813.
- [6] G. S. Lal, *J. Org. Chem.*, **1993**, *58*, 2791.
- [7] S. P. Vincent, M. D. Burkart, C.-Y. Tsai, Z. Zhang, C.-H. Wong, *J. Org. Chem.* **1999**, *64*, 5264.

Entry for the Table of Contents (Please choose one layout)

COMMUNICATION



An efficient selectfluor-promoted synthesis of benzisothiazol-3-ones through a sequential N–S bond formation and C–S bond cleavage process was developed.

Synthetic methodology

Ke Yang,* Hao Zhang, Ben Niu and Haibo Ge*

Page No. – Page No.

Metal-free intramolecular N-S bond formation to access benzisothiazol-3-ones