




Validating a Behavioral Health Instrument for Adults: Exploratory Factor Analysis

Betty A. Walton , Ph.D and Hea-Won Kim, Ph.D

Indiana University School of Social Work, Indianapolis, Indiana, USA

ABSTRACT

5 Increasingly, social workers and behavioral health practitioners use assessment instruments to support service planning and to monitor progress. Following statewide implementation of the Adult Needs and Strengths Assessment (ANSA) to identify behavioral health symptoms, related functional challenges, risks, and strengths, this validation study explored the underlying structure of the instrument. An exploratory factor analysis used routinely collected information for Midwestern adults with diagnosed behavioral health disorders who participated in community-based services (N = 46,013). Five factors with adequate to good internal consistency ($\alpha = 0.733–0.880$) emerged: personal recovery, trauma and stress related problems, substance use risks, self-sufficiency, and cultural-linguistic considerations. Validation of the ANSA supports use of the instrument to engage individuals and families, to plan services, to monitor progress, and to conduct research. Implications for social work education, supervision, and practice include the importance of understanding culture, holistic assessment, and services supporting personal recovery for individuals living with mental illness or substance use disorders. Confirmation of findings requires additional research.

KEYWORDS

Adult Needs and Strengths Assessment (ANSA); exploratory factor analysis; recovery; cultural-linguistic considerations; mental health, and substance use disorders

Mental illness is widespread, affecting a significant portion of adults (United States Department of Health & Human Services, DHHS, 1999; National Institute of Mental Health, NIMH, 2017). Defined as a mental, emotional, or behavioral disorder—not including intellectual disabilities and substance use disorders—meeting American Psychiatric Association (APA, 2013) diagnostic criteria, in 2015–2016 mental illness affected 18.07% of adults aged 18 or older (NIMH, 2017) with 4.13% experiencing severe functional impairment (Substance Abuse and Mental Health Services Administration, SAMHSA, 2017). In particular, the adverse impact is critical for young adults, aged 18 to 25; 5.46% experienced severe functional impairments in education, residential stability, employment, or involvement in the criminal justice system (Cappeli et al., 2016; SAMHSA, 2017; World Health Organization, 2004).

Accurately assessing symptoms of mental illness and the impact on functioning is necessary to develop effective treatment. Most mental health assessment instruments primarily identify and measure symptoms of mental illness (Trousselard et al.,

2016) and are modified over time based on theory and research to reflect current knowledge and understanding (APA, 2017). One such assessment instrument is the Adult Needs and Strengths Assessment (ANSA, Lyons, 2009b). Developed from the Severity of Psychiatric Illness rating scale (SPI; Lyons, 2009b), the ANSA has been modified and used as an instrument to assess the problems and strengths of people with mental illness. Several states and providers have implemented the ANSA as an assessment instrument, outcome measure, and quality monitoring tool.

Following statewide implementation, the psychometric properties of the ANSA were assessed (Walton, Kim, & Park, 2014). While the internal consistency reliability of four ANSA domains was in within adequate to good ranges, the Risk Behavior domain had poor internal consistency. Modifications to the Risks Behavior domain failed to improve reliability, indicating a problem with the applied structure. This study further evaluated the psychometric properties of the ANSA by examining the underlying structure with a sample of adults with diagnosed behavioral health disorders.

CONTACT Betty A. Walton, Ph.D  beawalto@iupui.edu  Indiana University School of Social Work, 902 West New York Street, Indianapolis, Indiana 46202, USA.

© 2018 Taylor & Francis Group, LLC

Literature Review

Recovery

Emerging from the experience of individuals living with mental health problems (Anthony, 2000), recovery moved beyond diagnosis to a focus on positive outcomes. Within this concept, the mental illness was reframed as *functional recovery*, the reduction and alleviation of symptoms of mental illness (Burgess, Pirkis, Coombs, & Rosen, 2011; Cavelti, Kvrigr, Beck, Kossowsky, & Vauth, 2012; Harvey & Bellack, 2009; Resnick, Rosenheck, & Lehman, 2004; Schrank & Amering, 2007; Tse, Davidson, Chung, Ng, & Yu, 2014; Whitley & Drake, 2010).

Added was the possibility of *personal recovery*, “a process through which individuals improve their health and wellness, live a self-directed life, and strive to reach their full potential” (SAMHSA, n.d.). Similarly, the World Health Organization (2014) conceptualized mental health as more than the absence of a disorder or disease, “a state of well-being in which every individual realizes his or her own potential, can cope with the normal stresses of life, can work productively and fruitfully, and is able to make a contribution to or his community.” Personal recovery involves overcoming or managing one’s disease(s), living in a healthy way, physically and emotionally (Deegan, 2007; Starnino et al., 2010; Storm & Edwards, 2012), securing and maintaining housing stability (McLaughlin et al., 2011; Paxson, Fussell, Rhodes, & Water, 2012), having meaningful social relationships (McCauley, McKenna, Kenny, & McLaughlin, 2017; Paxson et al., 2012; Perry & Pescosolido, 2015; Tan et al., 2017), and pursuing purposeful involvement in community life (Alim et al., 2008; Schaefer et al., 2013; Tse et al., 2015). Personal recovery can be unrelated to functional recovery (Burgess et al.; Cavelti et al., 2012; Resnick et al., 2004).

Today, policy makers view recovery from mental illness and substance use disorders as possible through management and/or remission of symptoms (SAMHSA, 2017). Through transformational initiatives, many behavioral health service systems endorsed the recovery and began to move mental health service delivery from symptom management and acceptance of disability to service systems that actively support client-centered personal recovery (New Freedom

Commission on Mental Health, 2003; Ramon, Healy, & Renouf, 2007; SAMHSA, 2017; Solomon & Giola, 2016; Ye, Pan, Wong, & Bola, 2013). 115

Exploring the application of recovery in practice, two recent systematic reviews examined aspects of recovery-oriented practice (ROP). Chester et al. (2016) identified key components of ROP: reducing stigma, providing recovery-supporting responses in complex social situations and health, and managing challenges inherent with ROP. They concluded that collaboration between service providers and individuals with mental health needs, fundamental in recovery-oriented services, begins with engagement and assessment of challenges and resources (Chester et al., 2016). 120 125

A second literature review examining clinicians and managers’ conceptions of ROP found three perspectives on recovery (Le Boutillier et al., 2015). *Clinical recovery*, similar to functional recovery, is a deficit based focus on remission or stabilization with medication and symptom management through professional services. *Personal recovery*, consistent with the wellness-based concept, is a holistic approach with client-centered planning in partnership with professionals that measures success by social relationships and purposeful involvement with others. A new concept, *service-defined recovery*, recognized that organizational goals and financial needs influence social workers’ and other practitioners’ views of recovery. Despite recovery-based policy statements, a continued focus on symptom management and stabilization and inadequate funding to support community integration indicates incomplete implementation of ROP. 130 135 140 145

Building on these reviews, Piat et al. (2017) published plans for a third systemic review to synthesize the operationalization of recovery within mental health services for adults with severe mental illness. Results may inform the transformation of international services to a recovery orientation. 150

Behavioral Health Instruments

Many behavioral health instruments identify mental health and substance use disorders (SUD). Most adult mental health assessments focus on specific diagnoses (e.g., depression, anxiety, and substance use) or on specific types of symptoms (Van Dorn et al., 2016). Since 1968, the *Diagnostic and Statistical Manual of* 155

Mental Disorders (DSM; APA, 2013) has provided the primary framework for conceptualizing, identifying, and diagnosing mental health and SUDs.

During early work on the fifth edition of the DSM, researchers and academics explored alternative frameworks (Widiger, 2005). The Achenbach System of Empirically Based Assessments' (ASBEA) Adult Self-Report (ASR) and Adult Behavior Checklist (ABCL; Achenbach & Rescorla, 2003) evaluated problems, strengths, and functioning. Due to the absence of many behavioral health disorders, Widiger (2005) challenged the ASR and ABCL as possible alternatives to existing diagnostic terminology and criteria (APA, 1987). Widiger concluded that the adult ASBEA tools, based on the well-known framework of Child Behavioral Checklist (Achenbach, 1966), had limited use in practice, not informed by a representative sample of adults with a range of behavioral health problems.

Recovery Assessments

From mental health and recovery perspectives, a number of instruments emerged to measure recovery or well-being (Burgess et al., 2011; Cavelti et al., 2012; Law, Morrison, Byrne, & Hodson, 2012; Ralph, Kidder, & Phillips, 2000; Trousselard et al., 2016; Wilrycx, Croon, van den Broek, & van Nieuwenhuizen, 2012). Most instruments reflected either the traditional view of functional recovery—reduction of mental health symptoms, improved functioning, and reduced use of services (Burgess et al., 2011; Cavelti et al., 2012) or on personal recovery—adaptation to overcome negative consequences of mental illness and to pursue a meaningful life (Deegen, 2007).

An array of recovery instruments has been evaluated based on psychometric properties, inclusion of recovery concepts, and administration issues (Burgess et al., 2011; Cavelti et al., 2012; Law et al., 2012; O'Connell, Tondora, Croog, Evans, & Davidson, 2005; Ralph et al., 2000; Ramon et al., 2007). Researchers found several psychometrically sound recovery measures in early stages of development and implementation (Burgess et al., 2011; Law et al., 2012; Ralph et al., 2000). Many self-assessment recovery tools concentrated on severe mental illness without considering a broader range of mental health problems over the life-span (Burgess et al., 2011; Cavelti et al., 2012). Some tools focused on attitudes about recovery among individuals receiving services, mental health professionals, families, and the public. Instead of a comprehensive

view of recovery, other instruments explored a singular component or principle of recovery—hope, loneliness, community living skills, or empowerment (Grealish et al., 2017; Law et al., 2012).

Exploratory Factor Analysis and Behavioral Health Instruments

Exploratory factor analysis (EFA) is a frequently used method to develop, validate, and refine instruments (Flora & Flake, 2017). Now incorporated into statistical software packages, EFA is readily assessable to social scientists, but implementation of the process remains complex and confusing (Howard, 2016). Recent publications offer decision guidelines and demonstrate combining EFA with parallel analysis to support decisions in interpreting findings to determine the number of factors or constructs within an instrument (Cokluk & Kock, 2016; Flora & Flake, 2017; Howard, 2016; Wood, Gnonhosou, & Bowling, 2015). The following studies exemplify the use of EFA to develop or validate mental health and recovery tools.

Tossone, Kretschmar, Butcher, and Harris (2016) applied EFA and confirmatory factor analysis (CFA) to validate parent, youth, and worker versions of the Ohio Scales for juvenile justice youth with behavioral health problems. The researchers confirmed that that the original four-factor design (*problem severity, functioning, hopefulness, and satisfaction with services*) designed by Ogles et al. (2001) was a moderate fit for a juvenile justice population. Tossone and associates suggested using the Problem Severity Scale's three subscales (*internalizing, externalizing, and delinquency*) to monitor progress.

To identify the factor structure of psychiatric symptoms for adults diagnosed with schizophrenia, bipolar disorder, or major depressive disorder, Van Dorn et al. (2016) completed secondary EFA and CFA with well-established instruments. They used raw Positive and Negative Syndrome Scale (PANSS, Kay, Fiszbein, & Opler, 1987) and Brief Psychiatric Rating Scale (BPRS-18, Overall, 1974) data from four studies of adults with serious mental illness. The BPRS-18 reflected the presence or severity of symptoms during the interview or reported. The PANSS merged BPRS-18 with 12 additional items. Similar to previous studies, a four-factor model resulted: *Affective, Positive Symptoms, Negative Symptoms, and Disorganized Cognitive Processes*. Although focused primarily on

255 symptoms, the researchers argued that resulting latent factors reflected functional impairments, better outcome measures than diagnostic specific symptoms, and were generalizable regardless of diagnoses.

To examine the psychometric properties of the revised Sexual Coercion Inventory (SCI-R, Waldner, Vaden-Goad, & Sikka, 1999), French, Suh, and Arterberry (2017) asked 514 Midwestern high school and college students to complete the SCI-R. Consistent with related research, EFA analysis suggested that the revised 13-item scale had two distinct dimensions: 1- *Manipulation* and 2- *Substance Use and Aggression*. The revised scale's specificity provided a more nuanced reflection of sexual victimization across a continuum of experiences. Better understanding subtle verbal coercion and manipulation could inform prevention services.

McSweeney, Koch, Saules, and Jefferson (2016) analyzed new DSM-5 criteria for posttraumatic stress disorder (PTSD) with EFA. By reviewing relevant studies, researchers provided a foundation to compare new DSM criteria (negative alterations in cognition and mood) with two empirically supported four-factor models: *emotional numbing* (King, Leskin, & Weathers, 1998) and *dysphoria* (Simms, Watson, & Doebbeling, 2002). The new DSM-5 factor appeared to combine both models. EFA analysis revealed potential issues; three of four new PTSD criteria had the lowest-factor loading values across all items. Researchers cautioned practitioners about implications for practice, and suggested additional research with possible revisions in criteria.

Adult Needs and Strengths Assessment (ANSA)

Seldom have behavioral health instruments combined the concepts of well-being, mental health symptoms, and life functioning. The ANSA differs in identifying not only behavioral health needs that interfere with functioning but also usable or buildable strengths (Lyons, 2009b). Information from ANSA ratings supports management of services for adults with mental health and SUDs.

ANSA Development

The ANSA instrument evolved from the SPI rating scale (Lyons, 2009b; Lyons, Colletta, Devens, & Finkel, 1995). With seven initial items—danger to self, danger to

others, severity of mental health symptoms, self-care impairment, vocational functioning, interpersonal functioning, and residential stability—the SPI helped determine who would benefit from inpatient psychiatric hospitalization (Fulop, Strain, Vita, Lyons, & Hammer, 1987; Lyons, O'Mahoney, Doheny, Dworkin, & Miller, 1995). Within inpatient psychiatric settings, residential, and intermediate care facilities, the psychometric properties of SPI were sound (Anderson & Lewis, 1999 & 2000; Anderson, Lyons, & West, 2001; Anderson, Schultz, Buckwalter, & Schneider, 2003; Leon, Lyons, Christopher, & Miller, 1997; Lyons et al., 1997; McFarland, Kovas, Haugan, Pollack, & Mahler, 2005).

Later, developers added strength items to the SPI to create a 35-item multi-dimensional scale with six domains: Problem Presentation (symptoms), Risk Behaviors, Functioning, Care Intensity, Caregiver Capacity, and Resources (Anderson et al., 2003; Anderson et al., 2001; Lyons, 2009b). In this process, researchers applied the structure of a related instrument for children and youth with or at risk of mental health problems, the Child and Adolescent Needs and Strengths (CANS, Lyons, 2009a) to create the ANSA 1.0 (Lyons, 2009b). Research found adequate psychometric properties for the ANSA with inpatient or residential populations, but recommended additional work to establish the ANSA's sensitivity with new populations (Anderson et al., 2003; Nelson & Johnson, 2008). In such settings, the ANSA tool had demonstrated utility as a service planning and delivery tool (Anderson, 2009; Anderson et al., 2001).

A young adult version of the tool, the Adult Needs and Strengths Assessment-Transition to Adulthood (ANSA-T, Lyons & Jackson, 2015) incorporated developmental tasks for transition-age youth and young adults (e.g., sustaining relationships, parenting, completing education, employment, and community involvement). In 2007, the state implementation team worked with the Praed Foundation to merge items from the ANSA 1.0 and ANSA-T, creating a recovery-focused ANSA 2.0 (Lyons & Walton, 2007). Following subsequent statewide implementation across community mental health services, the psychometric properties of the ANSA were reassessed (Walton et al., 2014). While the internal consistency was within acceptable to good ranges for most ANSA domains—Life Functioning ($\alpha = 0.826$), Emotional/Behavioral ($\alpha = 0.700$), Acculturation ($\alpha = 0.756$), and Strengths

($\alpha = 0.864$), the Risk Behavior domain's reliability was poor ($\alpha = 0.55$). Modifications to the Risks Behavior domain resulted in little improvement, suggesting a problem with the applied structure.

Despite several public mental health implementations of the ANSA (e.g., Iowa, Indiana, New York, Texas, New Hampshire, Pennsylvania), little information about the psychometric properties of the ANSA exists for community based populations. ANSA related literature remains limited, relying heavily on published articles related to the SPI, Child Severity of Psychiatric Illness (Lyons, Rawal, Yeh, Leon, & Tracy, 2002), and the expanding CANS (Lyons, 2009a) research base. Given this level of implementation, the paucity of related research and concern regarding the validity of the instrument's adopted structure, the purpose of this study was to evaluate the ANSA's validity further. Within community-based services, the study answers the related research question: What is the underlying structure of the ANSA?

Method

Study Participants

The sample consisted of 46,013 adults receiving behavioral health services in 25 publically funded community mental health centers and 10 addiction treatment agencies across a Midwest state between July 1 and December 31, 2013. Most (81.9%) received community-based services for severe mental illness; the rest (18.1%) received addiction treatment services. Eligibility criteria for services limited individual's family income to 200% of the national poverty level or eligibility for Medicaid (DMHA, Division of Mental Health and Addiction, 2017).

Table 1 reports background information for study participants. The mean age was 41.46 years ($SD = 13.72$), ranging from 18 to 99 years. About 56% were female, the majority (78.1%) were Caucasians, and only 19.2% were employed (either part- or full-time). Over 80% were living independently. Over 40% had mood disorder as their primary diagnosis, followed by psychotic disorders (22.9%) and SUDs (17.9%).

Measure

ANSA

The Adult Needs and Strength Assessment, 2.0 (ANSA, Lyons, 2009b) is a decision support and

Table 1. Characteristics of sample ($N = 46,000$).

Characteristic	Frequency	Percent
Sex		
Male	20,089	43.7
Female	25,911	56.3
Race		
African American	6,005	13.1
American Indian	255	6
Asian/Pacific Islander	180	4
Caucasian	35,947	78.1
Mixed race	616	1.3
Hispanic or Latino	1,499	3.3
Employment		
Employed full time	4,236	9.2
Employed part time	4,602	10.0
Unemployed		
Looking for work	10,200	22.2
Not in labor force	26,962	58.6
Living arrangement/support		
Independent living	37,047	80.5
Supported living	3,112	6.8
Congregate care	3,330	7.2
Temporary	721	1.6
Homeless/Shelter	1,710	3.7
Primary diagnosis		
Anxiety disorders	4,695	10.2
Mood disorders	18,734	40.7
Psychotic disorders	10,517	22.9
Dissociative disorders	1,754	3.8
Substance use disorders	8,221	17.9
Impulse control disorders	1,042	2.3
Other disorders	884	1.9
Missing	165	0.4

outcome management tool with five core domains (Life Functioning, Behavioral Health, Risk Behaviors, Acculturation, and Strengths). The Life Functioning domain measures challenges in key aspects of daily living (17 items), such as Social Functioning, Physical/Medical, Recreational, Employment, Legal, Residential Stability, Independent Living Skills, and Decision Making. The Behavioral Health domain measures evidence of mental health and substance use symptoms with related impact on functioning (ten items), such as Psychosis, Impulsivity, Depression, Anxiety, Adjustment to Trauma, Anger Control, and Substance Use. The Risk Behaviors domain includes items about thoughts or actions within the last 30 days that endanger the individual or others (eight items), such as Suicide Risk, Danger to Others, Exploitation, and Criminal Behavior. The Acculturation domain measures linguistic and cultural needs which providers need to accommodate (four items), including Cultural Identity, Rituals, Cultural Stress and Language. The Strength domain measures evidence of resiliency and resources (12 items): Family Strengths, Optimism, Social Connectedness, Natural Supports, Talents/Interests, Educational, Volunteering, Job History,

Spiritual/Religious, Community Connection, Resilience, and Resourcefulness (Lyons & Walton, 2017).

Rating the ANSA

Each item is rated on a four-point scale to indicate whether rater can identify usable or buildable strengths (0 = centerpiece strength to 3 = no strength identified) for the Strength domain and whether there is evidence that the problem interferes with functioning (0 = no evidence of a problem to 3 = severe, dangerous or disabling problem) for other domains. Rating needs during the last 30 days keeps the assessment relevant to the individual's present circumstances. Ratings of 1, 2, or 3 on key core items within Life Functioning, Behavioral Health, and Risk Behaviors domains trigger additional questions in extension modules: Employment, Intellectual, Parenting/Caregiver Role, Adjustment to Trauma, Substance Use, Suicide, Danger to Others, Sexual Aggression, and Criminal Behavior. Social workers and other practitioners utilize multiple sources to rate ANSA, including information from individuals and families, referral information, record review, observation, and collateral resources. Practitioners complete the ANSA at the beginning of services and reassessed every six months.

Training and Certification

Periodic training and certification are required to use the ANSA. Practitioners access basic training and certification tests online. Certification requires demonstrated ability to accurately rate a vignette, achieving, at minimum, interrater reliability of 0.70 or higher. Each participating organization has one or more implementation coaches (SuperUsers), mid-level or higher managers who maintain reliability at a higher level (0.75). Trained and certified through additional in-person training, local coaches support implementation of the ANSA in practice.

Data Collection and Analysis

A secondary data analysis, this study examined ANSA assessment ratings, demographic, diagnostic, and provider data routinely collected by the state mental health and addiction authority. Community-based mental health and addiction agencies contracting with the state routinely collected and submitted required assessment and related federally required information into a web-based database. For this study, the state

mental health and addiction authority extracted and shared deidentified from the state's database with the researchers.

With SPSS, v. 23, an EFA examined the relationship among 51 ANSA core items to identify and restructure underlying factors (Roberson, Elliott, Chang, & Hill, 2014), across prescribed domains: Life Functioning, Behavioral Health, Strengths, Risk Behaviors, and Acculturation. Prior to performing EFA, researchers assessed the suitability of the data for factor analysis with the Kaiser–Meyer–Olkin (KMO) value and Bartlett's test of sphericity. Principal component analysis (PCA) with the two rotation methods—orthogonal (varimax) and oblique (promax)—established which method provided the best interpretation of the data (Roberson et al., 2014). Four criteria informed decisions about the number of resulting factors: (1) the eigenvalue, (2) scree plot, (3) parallel analysis, and (4) interpretability of the factor solution (Roberson et al., 2014; Tabachnick & Fidell, 2007). According to previous research, a cutoff of 0.32 established the appropriate minimum factor loading (Comrey & Lee, 1992; Tabachnick & Fidell, 2007). Finally, for both the full ANSA and corresponding factors, Cronbach's alpha assessed internal consistency reliability.

Results

To identify underlying structure of the instrument, ANSA, inspection of the correlation matrix among 51 items was conducted, revealing the presence of a majority of coefficients of 0.3 and above. Both KMO measure (KMO = 0.927) and Bartlett's test of sphericity ($X^2(1275) = 101833.12, p < 0.001$) indicated sampling adequacy for the factor analysis. Since the two rotation methods yielded similar results and factors were moderately correlated (see Table 2), the oblique rotation was preferred (Roberson et al., 2014).

To determine the number of factors, multiple methods were employed. Initially, eigenvalues were

Table 2. Correlation between factors.

Factor	Factor 1	Factor 2	Factor 3	Factor 4	Factor 5
Factor 1	1				
Factor 2	0.540	1			
Factor 3	0.348	0.290	1		
Factor 4	0.554	0.517	0.370	1	
Factor 5	0.077	0.095	0.058	0.120	1

Note: All of the correlations are significant at a 0.01 level.

reviewed, using Kaiser's criterion. When only factors with an eigenvalue of 1.0 or higher were retained, ten factors were identified. Parallel analysis using 1,000 random correlation matrices permuted from the raw data suggested nine factors be retained (Table 3). Visual inspection of the scree plot suggested possibly five factors. The EFA was rerun with five to nine factors to determine the best conceptual and statistical fit (Tabachnick & Fidell, 2007). Of these, the research team selected the five-factor solution as it explained 40.35% of variance and had a better conceptual fit.

Factor membership was determined based on a factor loading of 0.32 or greater and five items (Educational, Physical/Medical, Gambling, Sexual Aggression, and Sexuality) that did not meet the cut-off were removed. Among remaining 46 items, only two items (Danger to Others and Impulse Control) cross-loaded on more than one factor. Because of the conceptual fit with respective factors, researchers retained the two items. After reviewing item loading and content for each factor, researchers determined factor membership and labels. Table 4 presents descriptive statistics and PCA results.

Factor 1 (*Personal Recovery*) accounted for 10.19% of the variance and included the 12 items related to community integration, relationships, purpose, and hope. Factor 2 (*Trauma-Related*) accounted for 3.15% of the variance and included 13 items related to trauma related mood, anxiety, and relational problems. Factor 3 (*Substance Use Risks*) accounted for 3.02% of the variance and included nine items related to criminal justice involvement and substance use. Factor 4 (*Self-Sufficiency*) accounted for 2.57% of the variance and included eight items related to basic life functioning challenges associated with psychosis and cognitive impairment. Factor 5 (*Cultural-Linguistic Considerations*) accounted for 1.65% of the variance and included four items related to potential cultural or linguistic issues. Cronbach's alphas for all five factors

and item totals ranged from 0.73 to 0.91, indicating adequate to excellent internal consistency reliability (see Table 4).

Discussion

Despite the wider implementation of the ANSA, limited research on the tool exists. In this study, psychometric properties of ANSA were evaluated using the statewide data for a community-based population of adults with mental health and substance use challenges. A viable alternative structure of the ANSA emerged from the factor analysis. Five factors with adequate to good internal consistency reliability reflected aspects of personal recovery, cultural-linguistic considerations, and three interrelated, but distinct types of behavioral health challenges regarding trauma and stress, substance use risks, and self-sufficiency. These five new factors confirmed components of recovery identified in previous research and identified new aspects that invite further discussion.

Personal Recovery

The Personal Recovery factor corresponds to the social component of recovery. Having social support is essential for well-being (World Health Organization, 2013). Social isolation, the absence of a sense of belonging (few social contacts and/or limited social engagement) is a critical social problem with adverse consequences across the lifespan (Laurio, 2016; Lubben, Gironde, Sabbath, Kong, & Johnson, 2015). Among individuals living with mental illness, social isolation is common (Dury, 2014; Franck, Molyneux, & Parkinson, 2016). Negative symptoms of psychosis (i.e., expressive deficits and withdrawal) are associated with poor social recovery (Gee et al., 2016; Liemberg et al., 2013). Family relationships are often missing, conflicted, or characterized by family members in

Table 3. Parallel analysis: Eigenvalues greater than 1 and proportion of variance explained.

Variable	Eigenvalue	Mean of random eigenvalues	95 percentile of random eigenvalue	Proportion of variance	Cumulative proportion of variance
1	10.196	1.178	1.193	19.993	19.993
2	3.146	1.163	1.175	6.168	26.161
3	3.024	1.151	1.161	5.929	32.090
4	2.566	1.141	1.151	5.032	37.122
5	1.647	1.132	1.141	3.230	40.352
6	1.396	1.124	1.132	2.736	43.088
7	1.284	1.116	1.124	2.517	45.605
8	1.179	1.108	1.116	2.312	47.917
9	1.126	1.101	1.108	2.209	50.126

Table 4. Oblique rotation of factors with final 46 items and item reliability ($N = 46,103$).

Factor	M	(SD)	Factor 1		Factor 2		Factor 3		Factor 4		Factor 5	
			Pattern	Structure	Pattern	Structure	Pattern	Structure	Pattern	Structure	Pattern	Structure
Factor 1: Personal Recovery ($\alpha = 0.880$)												
Community connections	1.70	(0.98)	0.800	0.732	-0.058	0.289	-0.015	0.154	-0.075	0.272	0.010	-0.006
Natural supports	1.58	(0.97)	0.788	0.750	-0.021	0.333	-0.007	0.171	-0.054	0.310	0.010	-0.003
Talents and interests	1.56	(0.98)	0.749	0.689	-0.068	0.275	-0.047	0.122	-0.029	0.278	0.028	0.014
Resiliency	1.39	(0.86)	0.731	0.764	0.005	0.408	-0.056	0.157	0.093	0.430	0.013	0.011
Resourcefulness	1.22	(0.87)	0.729	0.736	-0.179	0.301	-0.047	0.176	0.224	0.459	0.047	0.049
Social connectedness	1.46	(0.87)	0.700	0.753	0.094	0.448	-0.030	0.169	0.029	0.409	-0.008	-0.011
Spiritual/Religious	1.61	(1.05)	0.674	0.526	-0.141	0.087	0.056	0.143	-0.194	0.065	-0.010	-0.034
Optimism	1.50	(0.88)	0.638	0.703	0.279	0.522	-0.114	0.064	-0.090	0.343	0.005	-0.003
Volunteering	2.04	(1.02)	0.629	0.555	-0.178	0.135	0.074	0.199	-0.012	0.208	-0.022	-0.032
Family strengths	1.35	(0.85)	0.515	0.593	0.312	0.463	0.099	0.218	-0.207	0.253	0.047	0.039
Job history	1.48	(0.94)	0.388	0.542	-0.034	0.353	0.049	0.240	0.330	0.508	-0.043	-0.023
Recreational	1.31	(0.99)	0.368	0.559	0.275	0.515	0.049	0.213	0.091	0.439	-0.026	-0.013
Factor 2: Trauma and stress related ($\alpha = 0.818$)												
Depression	1.49	(0.92)	0.055	0.357	0.766	0.742	-0.273	-0.137	-0.010	0.373	-0.018	-0.004
Adjustment to trauma	0.81	(0.95)	-0.058	0.212	0.758	0.607	0.012	0.056	-0.216	0.198	0.025	0.034
Anxiety	1.41	(0.92)	-0.011	0.299	0.723	0.699	-0.257	-0.130	0.042	0.373	-0.027	-0.009
Sleep	1.32	(0.98)	0.060	0.339	0.659	0.654	-0.144	-0.027	-0.017	0.346	-0.027	-0.013
Suicide risk	0.33	(0.60)	-0.089	0.171	0.589	0.507	0.034	0.084	-0.077	0.230	0.003	0.018
Anger control	0.85	(0.87)	-0.022	0.305	0.584	0.589	0.235	0.313	-0.037	0.360	-0.007	0.015
Family functioning	1.45	(0.92)	0.209	0.442	0.564	0.592	0.166	0.257	-0.177	0.300	0.013	0.020
Interpersonal problems	0.87	(0.87)	0.010	0.366	0.502	0.615	0.170	0.297	0.139	0.485	0.002	0.033
Self-injurious behavior	0.21	(0.50)	-0.123	0.154	0.476	0.453	0.122	0.178	0.028	0.284	0.047	0.068
Exploitation	0.27	(0.58)	-0.108	0.134	0.441	0.406	0.100	0.146	0.002	0.237	0.034	0.052
Danger to others	0.17	(0.45)	-0.152	0.128	0.411	0.379	0.387	0.406	-0.038	0.274	0.053	0.076
Social functioning	1.35	(0.95)	0.343	0.605	0.377	0.634	0.017	0.209	0.150	0.535	-0.035	-0.016
Eating disturbance	0.19	(0.49)	-0.075	0.116	0.351	0.346	-0.056	0.005	0.070	0.222	0.048	0.063
Factor 3: Substance use risks ($\alpha = 0.733$)												
Legal	0.99	(1.00)	0.047	0.048	-0.213	-0.169	0.769	0.691	-0.182	-0.048	0.010	0.013
Criminal behavior	0.47	(0.73)	-0.005	0.086	-0.028	-0.007	0.742	0.685	-0.169	0.038	-0.005	0.004
Substance use	1.02	(1.03)	0.106	0.131	-0.229	-0.109	0.678	0.644	-0.072	0.049	-0.064	-0.057
Antisocial behavior	0.27	(0.58)	-0.091	0.169	0.138	0.247	0.562	0.595	0.106	0.315	0.018	0.048
Other self-harm	0.31	(0.63)	-0.089	0.155	0.164	0.254	0.451	0.487	0.104	0.292	-0.011	0.016
Impulse control	0.95	(0.88)	-0.080	0.297	0.335	0.500	0.357	0.468	0.256	0.516	-0.047	-0.007
Parental/Caregiver role	0.66	(0.92)	0.144	0.297	0.161	0.275	0.341	0.397	-0.023	0.245	0.041	0.053
Involvement in recovery	0.92	(0.94)	0.288	0.427	-0.163	0.196	0.324	0.457	0.286	0.429	-0.009	0.013
Residential stability	0.65	(0.87)	0.068	0.302	0.101	0.313	0.321	0.421	0.218	0.407	0.018	0.046
Factor 4: Self-sufficiency ($\alpha = 0.795$)												
Living skills	0.55	(0.78)	-0.005	0.356	-0.052	0.416	-0.047	0.195	0.831	0.783	-0.016	0.042
Self-care	0.58	(0.77)	0.015	0.372	0.069	0.474	-0.080	0.152	0.715	0.736	-0.027	0.025
Psychosis	0.34	(0.72)	-0.079	0.218	0.014	0.339	-0.095	0.088	0.656	0.600	0.037	0.084
Intellectual disability	0.12	(0.41)	-0.037	0.130	-0.201	0.124	-0.132	0.020	0.626	0.462	0.136	0.172
Medication involvement	0.46	(0.80)	-0.057	0.243	0.035	0.332	0.104	0.258	0.535	0.559	-0.015	0.029
Transportation	0.51	(0.78)	-0.002	0.216	-0.139	0.172	0.241	0.363	0.473	0.467	0.039	0.076
Decision making	1.31	(0.87)	0.173	0.479	0.131	0.471	0.244	0.422	0.376	0.606	-0.039	-0.002
Employment	1.60	(1.32)	0.109	0.349	0.148	0.404	-0.033	0.127	0.364	0.486	-0.074	-0.045
Factor 5: Cultural-linguistic considerations ($\alpha = 0.752$)												
Cultural identity	0.03	(0.21)	0.045	0.049	0.025	0.074	0.000	0.041	0.002	0.099	0.839	0.839
Cultural stress	0.04	(0.25)	0.033	0.033	0.042	0.071	-0.011	0.024	-0.019	0.079	0.835	0.834
Ritual	0.02	(0.18)	0.042	0.047	-0.004	0.059	0.006	0.049	0.029	0.109	0.816	0.818
Language	0.03	(0.27)	0.017	-0.007	-0.045	0.002	-0.071	-0.038	0.049	0.061	0.707	0.707

Full scale $\alpha = 0.911$ 0.94 0.38

stressful caregiver roles (Bradshaw, Armour, & Roseborough, Bradshaw, Armour, & Rosenborough, 2007). Stigma and limited resources contribute to isolation and loneliness (Linz & Sturm, 2013).

590 In social services, behavioral-, and physical-health care, screening and assessment processes often inquire about the presence of family and friends, but seldom

explore the nuances of relationships (Laurio, 2016). 585
Understanding the nature of existing relationships is essential; establishing and sustaining positive social 595
interactions and relationships are fundamental, but challenging components of personal recovery (Bradshaw, Armour, & Rosenborough, 2007; Leamy, Bird, Boutillier, Williams, & Slade, 2011; Murrock &

600 Graor, 2016; Padgett, Henwood, Abrams, & Drake, 2008; Perry & Pescosolido, 2015). Progress may be slow, have setbacks, or plateau for long periods of time (Padgett et al., 2008).

An evidenced-based practice, Illness Management and Recovery, helps increase social functioning while reducing symptoms (Tan et al., 2017). For individuals recovering from mental illness, involvement in focused social activities helps reduce social isolation and supports interpersonal relationships (Dury, 2014; Wong, Stanton, & Sands, 2014). Participation in interest groups, especially engagement in planning and delivering program activities, increases connectedness, reciprocal and interdependent relationships among individuals and their community. Participation in everyday activities facilitates personal recovery (Iwaski et al., 2014; Whitley & Drake, 2010). Finding personal fulfillment or purpose (meaning and direction in life) may be reflected through community involvement (work, school, volunteering), advocacy, peer support to others, or personal goals (Deegan, 2007; Schaefer et al., 2013).

Spirituality, optimism, and hope are also important dimensions of personal recovery (Whitley & Drake, 2010). Although many social workers and other professionals tend to view spirituality primarily as a way to relieve symptoms of mental illness and to achieve social acceptance, through spirituality, individuals living with mental illness seek peace, stability, and support (Ho, Chiu, Lo, & Yiu, 2010). Optimism, a positive view of oneself in the future, and hope for achieving goals can motivate change and active participation in clinical and support services (Yildiz, 2015).

Trauma- and Stress-Related

The Trauma- and Stress-Related factors reflect the diagnostic formulation of trauma- and stress-related disorders (APA, 2013). In the DSM-5, the nature of emotional distress and behavior, following exposure to stress or potentially traumatic events, varies from fear-based to loss of pleasure and unhappiness, anger, or dissociative symptoms (APA, 2013). Although depression, anxiety, sleep disturbances, anger, or aggression may occur in the absence of stress or trauma, research found a significant association among exposure to potentially traumatic events, current mental health symptoms, and functional impairments (Green et al., 2006; Johansen, Eilertsen, Nordanger, & Weisaeth, 2013; Leenarts et al., 2013;

Spinhoven, Pennix, van Hemert, de Rooij, & Elzing, 2014). In addition to trauma-specific diagnoses, co-occurring depression, anxiety, or substance use are common among people with mental illness (APA, 2013).

Trauma-Informed Care (TIC) principles have been widely endorsed across organizations and systems that serve youth who have experienced abuse or neglect along with their families (Donisch, Bray, & Gewirtz, 2016; Hanson & Lang, 2016) and also recognized as an important principle for adults with behavioral health issues (Savage, Quiro, Dodd, & Bonavota, 2007; Wolf et al., 2016). TIC principles include screening and assessment of trauma exposure and impact as part of routine assessment of behavioral and physical health problems. TIC assessment focuses on related trauma effects, instead of on the trauma experience, and assesses coping skills (Savage et al., 2007). Creating a safe environment, verbalizing the sensitive nature of the questions, and recognizing that individuals may not be able to recall information due to feeling unsafe, memory loss, or avoidance are essential to effective TIC.

Implementing trauma informed care can be challenging, especially routine trauma informed assessment (Savage et al., 2007). Through the ANSA, the effects of trauma appear across multiple functional or risk items (e.g., Sleep, Family- and Social-Functioning, Suicide Risk, Danger to Others, Self-Injurious Behavior, and Exploitation). However, social workers and other practitioners may be concerned that introducing trauma may destabilize the individual or distract from other treatment needs. Discussing trauma may also be upsetting to staff who may be dealing with their own issues or not be professionally prepared to discuss these issues (Aparicio, Michalopoulos, & Unick, 2013; Finklestein, Stein, Greene, Bronstein, & Solomon, 2015). To effectively implement TIC and to address the impact of vicarious trauma, adequate training, supervision, and support for social workers and other clinicians are essential (Conover, Sharp, & Salerno, 2015).

Substance Use Risks

The Substance Use Risks factor includes various risks related to substance use. In 2014, the overall 12-month rate of SUDs among individuals, 12 and older across the United States, was 8.1% (Center for Behavioral Health Statistics and Quality, 2015). In America, the

12-month prevalence of alcohol use disorder was
 695 about 8.5% for adults. Men had higher rates (12.4%)
 than women (4.9%). Young adults (ages 18–29) had
 the highest alcohol use rates (16.2%). Estimated rates
 of opioid use disorders have grown from less than 1%
 among adults (APA, 2013) to an epidemic public
 700 health crisis (American Society of Addictive Medicine
 (ASAM), 2016).

As SUD affects an individual's life functioning,
 physical and mental health, relationships, productiv-
 ity, legal status, and residential stability, outcome
 705 measures should go beyond reducing drug use
 (Tiffany, Friedman, Greenfield, Hasin, & Jackson,
 2011; Thompson, Wall, Greenstein, Grant, & Hasin,
 2013). To support this assertion, Tiffany et al. (2011)
 referred to National Institute on Drug Abuse recom-
 710 mended outcomes (e.g., psychosocial functioning,
 quality of life, and social network or social support)
 and identified clinically meaningful considerations for
 individuals with SUD (engagement, decreasing dis-
 tressful symptoms, recovery, and legal involvement).
 715 As reflected in the ANSA Substance Use Risk Factors,
 substance use is associated with risks of legal involve-
 ment and homelessness and related to involvement in
 treatment.

The relationship between SUD and legal involve-
 720 ment—probation, parole, or incarceration—has been
 well documented (Cuellar & Cheema, 2014). Belenko
 and Peugh (2005) found that 82% of state prison
 inmates had drug and alcohol involvement before
 incarceration. Co-occurring mental health and SUDs
 725 are common in the justice system (Peters, Lurigio, &
 Wexler, 2015; Scott, Lewis, & Dermott, 2006). More
 than two-thirds of jail inmates (Karberg & James,
 2005) and half of prison inmates meet diagnostic cri-
 teria for SUD (Proctor, 2012; Scott et al., 2006), com-
 730 pared with 9% for the general population (Cloud,
 2014). About 60% of jail inmates with mental health
 problems, compared to 40% of other inmates,
 reported drug use in the month prior to the most
 recent arrest (Mumola & Karberg, 2007).

735 Engaging an individual in identifying problems,
 planning, and monitoring progress increases the likeli-
 hood of functional and personal recovery (Deegan,
 2007). Accurately identifying SUD and risk factors
 (e.g., legal involvement, homelessness, and poverty)
 740 are essential components of effective SUD treatment
 and support services and for the successful reintegra-
 tion of individuals from incarceration to the

community (Drake, Bond, & Becker, 2012; Gilmer,
 Stefancic, Henwood, & Ettner, 2015; Poremski, Whit-
 ley, & 745
 Latimer, 2016; Thompson, Wall, Greenstein, Grant, &
 Hasin, 2013).

Self-Sufficiency

The Self-Sufficiency Factor is consistent with existing
 scales that measure negative symptoms of psychosis 750
 and activities of daily living skills, such as the PANSS
 (Kay et al., 1987; Kay, Opler, & Fiszbein, 2000) and
 the Clinical Assessment Interview for Negative Symp-
 toms (CAINS: Kring, Gur, Blanchard, Horan, & Reise,
 2013). 755

The Self-Sufficiency Factor corresponds to potential
 independent living challenges often associated with
 psychosis and cognitive impairment or intellectual
 disability. Independence relies upon basic self-care
 skills and living skills, involving reasoning, learning 760
 ability, adaptability, and the ability to listen and to pay
 attention (Allen & Williams, 2012; Hartley et al., 2011;
 Hustyi et al., 2012). Practical living skills include
 home and money management, job seeking, accessing
 appropriate educational opportunities, and using 765
 community resources to access needed assistance for
 housing and health care (Allen & Williams, 2012;
 Hustyi et al., 2012).

Cultural-Linguistic Considerations

Consistent with the original ANSA structure, this fac- 770
 tor represents Cultural-Linguistic Considerations of
 individuals receiving services. Ideas about mental
 health, mental illness, obtaining support or assistance
 vary across cultural and ethnic groups (Zapolski,
 2016). Stigma about mental illness, often resulting in 775
 shame and silence, creates a barrier to treatment
 among ethnic minority cultures (Briggs, Briggs, Miller,
 & Paulson, 2011; Shea & Yeh, 2008). As a result, a cri-
 sis, such as a suicide attempt, expulsion from school,
 or involvement in the criminal justice system may 780
 become the entry point for treatment.

To engage individuals in assessment and behavioral
 health treatment requires social workers to be knowl-
 edgeable of the cultural beliefs, values, and behavior 785
 (Bhui, Warfa, Edonya, McKenzie, & Bhugra, 2007).
 Recognizing that cultural competence (knowledge
 and skill) is challenging, Hook, Davis, Owen,
 Worthington, and Utsey (2013) suggested practicing

cultural humility, respectfully discussing cultural differences, being open, and nonjudgmental. From this perspective, a social worker can better understand other cultures, values, beliefs, and behavior, build trust, and be more likely to engage individuals and families in the intervention processes (Rosenberg, Almeida, & McDonald, 2012). Developing a shared understanding and an accurate assessment requires asking questions to understand the nature and impact of problems within a cultural framework.

Strengths and Limitations

The systematic adoption of the ANSA in multiple jurisdictions and agencies afforded a unique opportunity to examine the instrument using a large state data. This study's findings contributed to the knowledge base on psychometric properties of ANSA. Methodologically, using parallel analysis in addition to the traditional methods to identify the number of factors strengthens the EFA findings. Parallel analysis is considered "the best available alternative for solving the number-of-factors-to retain problem in EFA" as it shows variability and sensitivity to different factors (Ledesma & Valero-Mora, 2007, p.4).

The new five-factor structure of the ANSA from this study is consistent with the guiding principles of recovery: hope, self-direction, multiple pathways, holistic perspective, relational, trauma-informed, strength/responsibility, and respect (SAMHSA, n. d.). Combining recovery-focused items with behavioral health symptoms and functioning items creates a holistic framework for practice (Tse et al., 2014). Regardless of symptoms, functional challenges, or risks supports, the emphasis on personal recovery supports treatment services that go beyond symptom and risk reduction to include social relationships and purposeful involvement in the community.

Despite strengths highlighted above, this study has several areas that require further research. Based on a large sample of adults with a range of mental health needs who received community-based services, the EFA results provided a preliminary study of the ANSA underlying structure. Skewed toward individuals with significant to severe behavioral health needs, the sample may not reflect individuals who primarily access outpatient services. Challenges in using secondary data limited the availability of information to existing data created for administrative and

management purposes (e.g., limiting the ability to filter and refine the analyses based on specific demographic characteristics). To verify this factor structure and to test the hypothesis that a relationship between observed variables and their underlying latent constructs exists requires confirmatory factor analysis.

Two ANSA Items dropped out of the factor analysis merit reconsideration: Educational Strengths and Health/Physical Needs. The ANSA includes an option to choose "not applicable" instead of rating Educational strength. With this option, only 44.8% of the individuals in the sample had Educational ratings. Identified as a core component of recovery, educational attainment potentially contributes to an individual's growth, purpose, and employment opportunities (Whitley & Drake, 2010). Given potential benefit of education in recovery, we advocate for removing the "not applicable" rating option for this ANSA item.

The Medical/Physical item did not load properly on any factor. The absence of the physical health item, Medical/Physical from the EFA was more puzzling and concerning as mental illness often co-exists with physical health conditions and/or substance use disorders (DHHS, 1999; Merrens & Drake, 2013). Research suggests that individuals living with a serious mental illness have higher mortality rates than the general population, at risk of dying at much younger age than the general population (Colton & Manderscheid, 2006; Merrens & Drake, 2013). Although the need for integrated health care has been recognized (Kilbourne, Greenwald, Bauer, Charns, & Yano, 2012; Marion et al., 2004), current data may suggest continued challenges in social workers and behavioral health providers identifying co-occurring medical problems. Implications include the need for revised practice standards, increased emphasis in assessment training, and routine integrated health screening and integrated health care.

Additional implications for social work and research


Implications of the findings for social work go beyond validating an assessment instrument. As social work integrates the use of technology into practice, valid tools, such as the ANSA, can support the use of practice-based information to plan services, to monitor progress, and to improve outcomes at direct service, supervision, program, and system levels (Lyons, 2009a; Lyons, 2009b).

Another issue that deserves more attention
885 relates to assessing cultural issues for people with
mental illness. In spite of adequate internal consistency for the Cultural-Linguistic factor, a low incidence of identifying cultural or linguistic challenges reflects the need for enhanced training and strategies to improve culturally sensitive and competent
890 assessment.

Conclusion

This study provides additional validation of the reliability of the ANSA instrument as an assessment tool
895 for adults with mental health problems or SUDs that adversely affect life functioning within communities. The EFA resulted in an alternative, meaningful structure that concurrently supports both personal recovery and the reduction or management of symptoms
900 and risks. Related implications for social work education, supervision and practice emerged from this practice-based evidence include the importance of understanding culture and of holistic assessment, planning, and services supporting personal recovery
905 for individuals living with mental illness and substance use disorders. In order to confirm and generalize findings, replication of the study and additional research are required.


Funding

910 Indiana Family & Social Service Administration, Division of
 Mental Health & Addiction, (A55-5-49-15-UE-0203).

ORCID

Betty A. Walton  <http://orcid.org/0000-0003-1647-0050>

References

- 915 Achenbach, T. M. (1966). The classification of children's psychiatric symptoms: A factor-analytic study. *Psychological Monographs*, 80(615).
 Achenbach, T. M., & Rescorla, L. A. (2003). *Manual for the ASEBA adult forms and profiles*. Burlington, VT: University of Vermont, Research Center for Children, Youth and Families.
920 Alim, T. N., Feder, A., Graves, R. E., Wang, Y., Weaver, J., Westphal, M., ... Charney, D. (2008). Trauma, resilience, and recovery in a high-risk African-American population. *American Journal of Psychiatry*, 165, 1566–1575. doi:10.1176/appi.ajp.2008.07121939
925 Allen, T. T., & Williams, L. D. (2012). An approach to life skills group work with youth in transition to independent living:

- Theoretical, practice, and operational considerations. *Residential Treatment for Children and Youth*, 29, 324–342. 930
doi:10.1080/0886571X.2012.725375
American Psychiatric Association. (2013). *Diagnostic and Statistical Manual of Mental Disorders, Fifth Edition (DSM-5)*. Washington DC: American Psychiatric Publishing.
American Psychiatric Association. (2017). *DSM History*. 935
Retrieved from <https://www.psychiatry.org/psychiatrists/practice/dsm/history-of-the-dsm>
American Society of Addiction Medicine (ASAM). (2016). *Opioid Addiction: 2016 facts & figures*. Retrieved from <https://www.asam.org/docs/default-source/advocacy/opioid-addiction-disease-facts> 940
Anderson, R. L. (2009). Finding the balance in an evolving service sector: The role of measurement in matching treatment need to service delivery in an adult prison. In J. S. Lyons & D. A. Weiner (Eds.) *Behavioral health care: Assessment, service planning, and total clinical outcomes management* (pp.1–12). Kingston, NJ: Civic Research Institute. 945
Anderson, R. L., & Lewis, D. A. (1999). Clinical characteristics and service use of persons with mental illness living in an intermediate care facility. *Psychiatric Services*, 50(10), 1341–1345. doi:10.1176/ps.50.10.1341 950
Anderson, R. L., & Lewis, D. A. (2000). Quality of life of persons with severe with severe mental illness living in an intermediate care facility. *Journal of Clinical Psychology*, 56 (4), 575–581. doi:10.1002/(SICI)1097-4679(200004)56:4%3c575::AID-JCLP11%3e3.0.CO;2-S 955
Anderson, R. L., Lyons, J. S., & West, C. (2001). The prediction of mental health service use in residential care. *Community Mental Health Journal*, 37(4), 313–322. doi:10.1023/A:1017548507608 960
Anderson, R. L., Schultz, S. K., Buckwalter, K. C., & Schneider, J. E. (2003). Clinical characteristics of older adults admitted to an inpatient psychiatric unit: Implications for resources allocation. *Journal of Mental Health and Aging*, 9(4), 211–221. 965
Anthony, W. A. (2000). A recovery-oriented service system: Setting some system level standards. *Psychiatric Rehabilitation Journal*, 24(2), 159–169. doi:10.1037/h0095104
Aparicio, E., Michalopoulos, L. M., & Unick, G. J. (2013). 970
An examination of the psychometric properties of the vicarious trauma scale in a sample of licensed social workers. *Health & Social Work*, 38(4), 199–206. doi:10.1093/hsw/hlt017
Bhui, K., Warfa, N., Edonya, P., McKenzie, K., & Bhugra, D. 975
(2007). Cultural competence in mental health care: A review of model evaluations. *BMC Health Services Research*, 7(15), 15–25. doi:1.10.1186/1472-6963-7-15
Belenko, S., & Peugh, J. (2005). Estimating drug treatment needs among state prison inmates. *Drug and Alcohol Dependence*, 980
77, 269–277. doi:10.1016/j.drugalcdep.2004.08.023
Bola, J., Chan, T. H. C., Chen, E. H., & Ng, R. (2016). Cross-validating Chinese language mental health recovery measures in Hong Kong. *Research on Social Work Practice*, 26 (6), 630–640. doi:10.1177/1049731515625326. 985

- Bradshaw, W., Armour, M. P., & Rosenborough, D. (2007). Finding a place in the world. *Qualitative Social Work*, 6(1), 27–47. doi:10.1177/1473325007074164
- 990 Briggs, H. E., Briggs, A. C., Miller, K. M., & Paulson, R. I. (2011). Combating persistent cultural incompetence in mental health care systems service African Americans. *Best Practices in Mental Health*, 7(2), 1–15.
- 995 Burgess, P., Pirkis, J., Coombs, & Rosen, A. (2011). Assessing the value of existing recovery measures for routine use in Australian mental health services. *Australian and New Zealand Journal of Psychiatry*, 45, 267–280. doi:10.3109/00048674.2010.549996
- Q7**
- Campbell-Orde, T., Chamberlin, J., Carpenter, J., & Leff, H. S. (2005). *Measuring the promise: A compendium of recovery measures, Volume 2*. Cambridge, MA: Human Services Research Institute.
- 1000 **Q8**
- Cappeli, M., Davidson, S., Racek, B., Vloet, M., Tataryn, K., Gillis, K., ... Lowe, J. (2016). Transitioning youth into adult mental health and addiction services: An outcomes evaluation of the youth transition project. *The Journal of Behavioral Health Services and Research*, 43(4), 597–610. doi:10.1007/s11414-014-9440-9
- 1005 Cavelti, M., Kvrigr, S., Beck, E.-M., Kossowsky, J., & Vauth, R. (2012). Assessing recovery from schizophrenia as an individual process. A review of self-report instruments. *European Psychiatry*, 27, 19–32. doi:10.1016/j.eurpsy.2011.01.007
- 1010 Center for Behavioral Health Statistics and Quality. (2015). *Behavioral health trends in the United States: Results from the 2014 National Survey on Drug Use and Health*. Retrieved from <http://www.samhsa.gov/data/>
- 1015 Chester, P., Ehrlich, C., Warburon, L., Baker, D., Kendall, E., & Crompton, D. (2016). What is the work of recovery-oriented practice? A systematic literature review. *International Journal of Mental Health Nursing*, 25(4), 270–285. doi:10.1111/inm.12241
- 1020 Cloud, D. (2014). *On life support: Public health in the age of mass incarceration*. New York, NY: Vera Institute of Justice.
- 1025 Cokluk, O., & Kocak, D. (2016). Using Horn's parallel analysis method in exploratory factor analysis for determining the number of factors. *Educational Sciences: Theory and Practice*, 16(2), 537–551.
- 1030 Colton, C. W., & Manderscheid, R. W. (2006). Congruencies in increased mortality rates, years of potential life lost, and causes of death among public mental health clients in 8 states. *Preventing Chronic Disease: Public Health Research, Practice, and Policy*, 3(2), 1–14.
- 1035 Comrey, Y. C., & Lee, H. B. (1992). *A first course in factor analysis* (2nd ed.). Hillsdale, NJ: Erlbaum.
- Conover, K., Sharp, C., & Salerno, A. (2015). Integrating trauma-informed principles in behavioral health organizations. *Psychiatric Services*, 66(9), 1004. doi:10.1176/appi.ps.201400526
- 1040 Cronbach, L. J. (1951). Coefficient alpha and internal structure of tests. *Psychometrika*, 16, 297–334. doi:10.1007/BF02310555
- Cronbach, L. J. (1957). The two disciplines of scientific psychology. *American Psychologist*, 12, 671–684. doi:10.1037/h0043943 1045
- Cuellar, A. E., & Cheema, J. (2014). Health care reform, behavioral health, and the criminal justice population. *The Journal of Behavioral Health Services & Research*, 41(4), 447–459. doi:10.1007/s11414-014-9404-0
- Deegan, P. E. (2007). The lived experience of using psychiatric medication in the recovery process and a shared decision-making program to support it. *Psychiatric Rehabilitation Journal*, 31(1), 62–69. doi:10.2975/31.1.2007.62.69 1050
- Division of Mental Health and Addiction. (2017). *Required data from DMHA contracted providers: State fiscal year 2017*. Indianapolis, IN: Author. Retrieved from https://dmha.fssa.in.gov/DARMHA/Documents/DARMHA_Required_Data_November_2017.pdf 1055
- Donisch, K., Bray, C., & Gewirtz, A. (2016). Child welfare, mental health, juvenile justice, and education providers' perceptions of trauma-informed practice. *Child Maltreatment*, 21(2), 125–134. doi:10.1177/1077559516633304 1060
- Drake, R. E., Bond, G. R., & Becker, D. R. (2012). *Individual placement and support: An evidence-based approach to supported employment*. Oxford, England: Oxford University Press. 1065
- Dury, R. (2014). Social isolation and loneliness in the elderly: An exploration of some of the issues. *British Journal of Community Nursing*, 19(3), 125–128. doi:10.12968/bjcn.2014.19.3.125 1070
- Finklestein, M., Stein, E., Greene, T., Bronstein, I., & Salomon, Z. (2015). Posttraumatic stress disorder and vicarious trauma in mental health professionals. *Health & Social Work*, 40(3), e25–e31. doi:10.1093/hsw/hlv026
- Flora, D. B., & Flake, J. K. (2017). The purpose and practice of exploratory and confirmatory factor analysis in psychological research: Decisions for scale. *Canadian Journal of Behavioural Science*, 49(2), 78–88. doi:10.1037/cbs0000069 1075
- Franck, L., Molyneux, N., & Parkinson, L. (2016). Systematic review of interventions addressing social isolation and depression in aged care clients. *Quality of Life Research Journal*, 25, 1395–1407. doi:10.1007/s11136-015-1197-y 1080
- French, B. H., Suh, H. N., & Arterberry, B. (2017). Exploratory factor analysis and psychometric properties of the sexual coercion inventory. *The Journal of Sex Research*, 54(8), 962–970. doi:10.1080/00224499.2016.1235129 1085
- Fulop, G., Strain, J. J., Vita, J., Lyons, J. S., & Hammer, J. S. (1987). Impact of psychiatric comorbidity on length of stay for medical/surgical patients: A preliminary report. *American Journal of Psychiatry*, 144, 878–882. doi:10.1176/ajp.144.7.878 1090
- Gee, B., Hodgekins, J., Fowler, D., Marshall, M., Everard, L., Lester, H., ... Birchwood, M. (2016). The course of negative symptoms in first episode psychosis and the relationship with social recovery. *Schizophrenia Research*. doi:10.1016/j.schres.2016.04.017 1095
- Q9**
- Gilmer, T. P., Stefancic, A., Henwood, B. F., & Ettner, S. L. (2015). Fidelity to the housing first model and variation in

- 1100 health service with permanent supportive housing. *Psychiatric Services*, 66(12), 1283–1289. doi:10.1176/appi.ps.201400564
- Grealish, A., Tai, S., Hunter, A., Emsley, R., Murrells, T., & Morrison, A. P. (2017). Does empowerment mediate the effects of psychological factors on mental health, well-being, and recovery in young people? *Psychology and Psychotherapy: Theory, Research and Practice*, 90, 314–335. doi:10.1111/papt.12111
- 1110 Green, B. L., Krupnick, J. L., Chung, J., Siddique, J., Krause, E. D., Frank, L., ... Miranda, J. (2006). Impact of PTSD comorbidity on one-year outcomes in a depression trial. *Journal of Clinical Psychiatry*, 62(7), 815–835.
- 1115 Hanson, R. F., & Lang, J. (2016). A critical look at trauma-informed care among agencies and systems serving maltreated youth and their families. *Child Maltreatment*, 21(2), 95–100. doi:10.1177/1077559516635274
- Hartley, S. L., Seltzer, M. M., Raspa, M., Olmsted, M. G., Bishop, E. E., & Bailey, D. B. (2011). Exploring the adult life of men and women with fragile X syndrome: Results from a national survey. *American Journal on Intellectual and Developmental Disabilities*, 116, 16–35. doi:10.1352/1944-7558-116.1.16
- Harvey, P. D., & Bellack, A. S. (2009). Toward a terminology for functional recovery in schizophrenia: Is functional remission a viable concept? *Schizophrenia Bulletin*, 35, 300–3006. doi:10.1093/schbul/sbn171
- 1125 Ho, W. W. N., Chiu, Y. L., Lo, W. T. L., & Yiu, M. G. C. (2010). Recovery components as determinants of the health-related quality of life among patients with schizophrenia: Structural equation modelling analysis. *Australian and New Zealand Journal of Psychiatry*, 44, 71–84. doi:10.3109/00048670903393654
- 1130 Hook, J. N., Davis, D. E., Owen, J., Worthington, E. L., Jr., & Utsey, S. O. (2013). Cultural humility: Measuring openness to culturally diverse clients. *Journal of Counseling Psychology*, 60, 353–366. doi:10.1037/a0032595
- 1135 Howard, M. C. (2016). A review of exploratory factor analysis decisions and overview of current practices: What are we doing and how can we improve? *International Journal of Human-Computer Interaction*, 32, 51–62. doi:10.1080/10447318.2015.1087664
- 1140 Hustyi, K. M., Hall, S. S., Quintin, E., Chromik, L. C., Lightbody, A. A., & Reiss, A. L. (2012). The relationship between autistic symptomology and independent living skills in adolescents and young adults with Fragile X Syndrome. *Journal of Autism and Developmental Disorders*, 45, 1836–1844. doi:10.1007/s10803-014-2342-0
- 1145 Iwaski, Y., Coyle, C., Shank, J., Messina, E., Porter, H., ... Koons, G. (2014). Role of leisure in recovery from mental illness. *American Journal of Psychiatric Rehabilitation*, 17(2), 147–165. doi:10.1080/15487768.2014.909683
- 1150 Johansen, V. A., Eilertsen, D. E., Nordanger, D., & Weisaeth, L. (2013). Prevalence, comorbidity and stability of post-traumatic stress disorder and anxiety and depression symptoms after exposure to physical assault: An 8-year prospective longitudinal study. *Nordic Journal of Psychiatry*, 67, 69–80. doi:10.3109/08039488.2012.732112
- Karberg, R. C., & James, D. J. (2005). *Substance dependence, abuse, and treatment of jail inmates*. Washington DC: U. S. Department of Justice, Office of Justice Programs, Bureau of Justice Statistics Bulletin 2005, Report# NCJ 209588. 1160
- Kay, S. R., Fiszbein, A., & Opler, L. A. (1987). The Positive and Negative Syndrome Scale (PANSS) for schizophrenia. *Schizophrenia Bulletin*, 13, 261–276. doi:10.1093/schbul/13.2.261 1165
- Kay, S. R., Opler, L. A., & Fiszbein, A. (2000). *Positive and Negative Syndrome Scale (PANSS)*. Toronto: Multi-Health Systems.
- Kilbourne, A. M., Greenwald, D. E., Bauer, M. S., Charns, M. P., & Yano, E. M. (2012). Mental health provider perspectives regarding integrated medical care for patients with serious mental illness. *Administration and Policy in Mental Health and Mental Health Services Research*, 39, 448–457. doi:10.1007/s10488-011-0365-9 1170
- King, D. W., Leskin, G. A., & Weathers, F. W. (1998). Confirmatory factor analysis of the Clinician-Administered PTSD Scale: Evidence for the dimensionality of posttraumatic stress disorder. *Psychological Assessment*, 10, 90–96. doi:10.1037/1040-3590.10.2.90 1175
- Kring, A. M., Gur, R. E., Blanchard, J. J., Horan, W. P., & Reise, S. P. (2013). The Clinical Assessment Interview for Negative Symptoms (CAINS): Final development and validation. *The American Journal of Psychiatry*, 170(2), 165–172. doi:10.1176/appi.ajp.2012.12010109 1180
- Laurio, A. (2016). A grand challenge for social work: Isolation seen as critical social problem. *NASW News*, 61(6), 7, 9–10. 1185
- Law, H., Morrison, A., Byrne, R., & Hodson, E. (2012). Recovery from psychosis: A user informed review of self-report instruments for measuring recovery. *Journal of Mental Health*, 21(2), 193–208. doi:10.3109/09638237.2012.670885
- 1190 Le Boutillier, C., Chevalier, A., Lawrence, V., Leamy, M., Bird, V., & Macpherson, R., ... Slade, M. (2015). Staff understanding of recovery-oriented mental health practice: A systematic and narrative synthesis. *Implementation Science*, 10, 89. doi 10.1186/s13012-015-0275-4
- 1195 Leamy, M., Bird, V., Boutillier, C. L., Williams, J., & Slade, M. (2011). Conceptual framework for personal recovery in mental health: Systematic review and narrative synthesis. *The British Journal of Psychiatry*, 199, 445–452. doi:10.1192/bjp.bp.110.083733
- 1200 Ledesma, R. D., & Valero-Mora, P. (2007). Determining the number of factors to retain in EFA: An easy to use computer program for carrying out parallel analysis. *Practical Assessment, Research, and Evaluation*, 12(2), 1–11.
- 1205 Leenarts, L. E., Vermeiren, R. R., van de Ven, P. M., Lodewijks, H. P., Doreleijers, T. A., & Lindauer, R. J. (2013). Relationships between interpersonal trauma, symptoms of post traumatic stress disorder, and other mental health problems in girls in compulsory residential care. *Journal of Traumatic Stress*, 26, 526–529. doi:10.1002/jts.21831
- 1210 Leon, S. C., Lyons, J. S., Christopher, N. J., & Miller, S. I. (1997). Psychiatric hospital outcomes of dual diagnosis

- patients under managed care. *The American Journal on Addictions*, 7, 81–86. doi:10.1111/j.1521-0391.1998.tb00470.x
- 1215 Liemberg, E., Castelein, S., Stewart, R., van der Gaag, M., Aleman, A., & Knegtering, H. (2013). Two subdomains of negative symptoms in psychotic disorders: Established and confirmed in two large cohorts. *Journal of Psychiatric Research*, 47, 718–725. doi:10.1016/j.jpsychires.2013.01.024
- 1220 Linz, S. J., & Sturm, B. A. (2013). The phenomenon of social isolation in the severely mentally ill. *Perspectives in Psychiatric Care*, 39, 243–254.
- Lubben, J., Gironde, M., Sabbath, E., Kong, J., & Johnson, C. (2015). *Social isolation presents a grand challenge for social work* (rand Challenges for Social Work Initiative Working Paper No. 7). Cleveland, OH: American Academy of Social Work Welfare.
- 1225 Lyons, J. S. (2009a). *Communimetrics: A communication theory of measurement in human service settings*. New York, NY: Springer.
- 1230 Lyons, J. S. (2009b). CANS and ANSA instruments: History and applications. In J. S. Lyons & D. A. Weiner (Eds.), *Behavioral health care: Assessment, service planning and total clinical outcomes management*. Kinston, NJ: Civic Research Institute.
- 1235 Lyons, J. S., Colletta, J., Devens, M., & Finkel, S. I. (1995). Validity of Severity of Psychiatric Illness rating scale in a sample of inpatients on a psychogeriatric unit. *International Psychogeriatrics*, 7, 407–416. doi:10.1017/S1041610295002158
- 1240 Lyons, J. S., & Jackson, A. (2015). *Adult Needs and Strengths Assessment-Transition to Adulthood Version (ANSA-T)*. Chicago, IL: Praed Foundation. Retrieved from http://www.acbhcs.org/providers/CANS/docs/ANSA-T_manual.pdf
- 1245 Lyons, J. S., O'Mahoney, M. T., Doheny, K. M., Dworkin, L. N., & Miller, S. I. (1995). The prediction of short-stay psychiatric inpatients. *Administration and Policy in Mental Health*, 23(1), 17–25. doi:10.1007/BF02106859
- Lyons, J. S., Rawal, P., Yeh, I., Leon, S. C., & Tracy, P. (2002). Use of measurement audit in outcomes management. *The Journal of Behavioral Health Services & Research*, 29(1), 75–80. doi:10.1007/BF02287834
- 1250 Lyons, J. S., Stutesman, J., Neme, J., Vessey, J. T., O'Mahoney, M. T., & Camper, H. J. (1997). Prediction psychiatric emergency admissions and hospital outcome. *Medical Care*, 35, 792–800. doi:10.1097/00005650-199708000-00005
- 1255 Lyons, J. S., & Walton, B. A. (2007). *Adult Needs and Strength Assessment (ANSA): Indiana ANSA manual, version 2*. Chicago, IL: The Praed Foundation.
- 1260 Lyons, J. S., & Walton, B. A. (2017). *Adult Needs and Strength Assessment (ANSA): Indiana ANSA manual*. Chicago, IL: The Praed Foundation. Retrieved from https://dmha.fssa.in.gov/darmha/Documents/ANSA_Manual_SFY2017.pdf
- 1265 Marion, L. N., Braun, S., Anderson, D., McDevitt, J., Noyes, M., & Snyder, M. (2004). Center for integrated health care: Primary and mental health care for people with severe and persistent mental illness. *Academic Practice Exemplars*, 43(2), 71–74.
- McCauley, C., McKenna, H., Kenny, S., & McLaughlin, D. (2017). Service user engagement: A co-created interview exploring mental health recovery in young adults. *Journal of Advanced Nursing*, 73(10), 2361–2372. doi:10.1111/jan.13314 1270
- McFarland, B. H., Kovas, A. E., Haugan, S. L., Pollack, D. A., & Mahler, J. M. (2005). Validity and reliability of an inpatient severity of psychiatric illness measure. *International Journal of Methods in Psychiatric Research*, 14(2), 102–108. doi:10.1002/mpr.21 1275
- McLaughlin, K. A., Berglund, P., Grubler, M. J., Kessler, R. C., Sampson, N. A., & Zaslavsky, A. M. (2011). Recovery from PTSD following Hurricane Katrina. *Depression and Anxiety*, 28, 439–446. doi:10.1002/da.20790 1280
- McSweeney, L. B., Koch, E. I., Saules, K. K., & Jefferson, S. (2016). Exploratory factor analysis of Diagnostic and Statistical Manual, 5th Edition, criteria for posttraumatic stress disorder. *The Journal of Nervous and Mental Disease*, 204(1), 9–14. doi:10.1097/NMD.0000000000000390 1285
- Merrens, M. R., & Drake, R. E. (2013). Health care reform and behavioral health care: The journey ahead. *Journal of Dual Diagnosis*, 9(1), 94–95. doi:10.1080/15504263.2012.750093
- Mumola, C. J., & Karberg, J. C. (2007). *Drug use and dependence, state and federal prisoners, 2004. Bureau of Justice Statistics Special Report, NCJ 213530*. Washington, DC: U. S. Department of Justice, Office of Justice Programs. Retrieved from <http://bjs.ojp.usdoj.gov/content/pub/pdf/dudsfp04.pdf> 1290
- Murrock, C., & Graor, C. H. (2016). Depression, social isolation, and the lived experience of dancing in disadvantaged adults. *Archives of Psychiatric Nursing*, 30, 27–34. doi:10.1016/j.apnu.2015.10.010 1295
- National Institute of Mental Health. (2017). *Transforming the understanding and treatment of mental illness*. Retrieved from <https://www.nimh.nih.gov/health/statistics/prevalence/any-mental-illness-ami-among-us-adults.shtml> 1300
- Nelson, C., & Johnson, M. (2008). Adult Needs and Strengths Assessment—Abbreviated referral version to specify psychiatric care needed for incoming patients: Exploratory analysis. *Psychological Reports*, 102, 131–143. doi:10.2466/pr0.102.1.131-143 1305
- New Freedom Commission on Mental Health. (2003). *Achieving the promise: Transforming mental health care in America. Final report*. Washington, DC: Department of Mental Health and Human Services. 1310
- O'Connell, M., Tondora, J., Croog, G., Evans, A., & Davidson, L. (2005). From rhetorical to routine: Assessing perceptions of recovery-oriented practices in a state mental health and addiction system. *Psychiatric Rehabilitation Journal*, 28(4), 378–386. doi:10.2975/28.2005.378.386 1315
- Olges, B. M., Melendez, G., Davis, D. C., & Lunnen, K. M. (2001). The Ohio scales: Practical outcome assessment. *Journal of Child and Family Studies*, 10, 199–212. doi:10.1023/A:1016651508801 1320
- Overall, J. E. (1974). The brief psychiatric rating scale in psychopharmacology research. *Psychological Measurements in*

- 1325 *Psychopharmacology: Modern Problems in Pharmacopsychiatry*, 7, 67–78
- 1330 Padgett, D. K., Henwood, B., Abrams, C., & Drake, R. E. (2008). Social relationships among persons who have experienced serious mental illness, substance abuse, and homelessness: Implications for recovery. *American Journal of Orthopsychology*, 78(3), 333–339. doi:10.1037/a0014155
- 1335 Paxson, C., Fussell, E., Rhodes, J., & Water, M. (2012). Five years later: Recovery from post traumatic stress and psychological distress among low-income mothers affected by Hurricane Katrina. *Social Science & Medicine*, 74, 150–157. doi:10.1016/j.socscimed.2011.10.004
- Perry, B. L., & Pescosolido, B. A. (2015). Social network activation: The role of health discussion partners in recovery from mental illness. *Social Science & Medicine*, 125, 116–128. doi:10.1016/j.socscimed.2013.12.033
- 1340 Peters, R. H., Lurigio, A. J., & Wexler, H. K. (2015). Co-occurring substance use and mental disorders in the criminal justice system: A new frontier of clinical practice and research. *Psychiatric Rehabilitation Journal*, 38(1), 1–6. doi:10.1037/prj0000135
- 1345 Piat, M., Sofouli, E., Sabetti, J., Lambrou, A., & Chodos, H., Briand, C., ... Curran, J. (2017). Protocol for a mixed studies systematic review on the implementation of the recovery approach in adult mental health services. *BMJ Open*, 2017; 7, e017080. doi:10.1136/bmjopen-2017-017080
- 1350 Poremski, D., Whitley, R., & Latimer, E. (2016). Building trust with people receiving supported employment and housing first services. *Psychosocial Rehabilitation Journal*, 39(1), 20–26. doi:10.1037/prj0000137
- 1355 Proctor, S. L. (2012). Substance use disorder prevalence among female state prison inmates. *The American Journal of Drug and Alcohol Abuse*, 38(4), 278–285. doi:10.3109/00952990.2012.668596
- 1360 Ralph, R., Kidder, K., & Phillips, D. (2000). *Can we measure recovery? A compendium of recovery and recovery-related instruments*. Cambridge, MA: The Evaluation Center at the Human Services Research Institute, United States Department of Health and Human Services, Substance Abuse and Mental Health Services, Center for Mental Health Services.
- 1365 Ramon, S., Healy, B., & Renouf, N. (2007). Recovery from mental illness as an emergent concept and practice in Australia and the UK. *International Journal of Social Psychiatry*, 53(2), 108–122. doi:10.1177/0020764006075018
- 1370 Resnick, S. G., Rosenheck, R. A., & Lehman, A. F. (2004). An empirical analysis of correlates of recovery. *Psychiatric Services*, 55, 540–547. doi:10.1176/appi.ps.55.5.540
- Roberson, R. B., Elliott, T. R., Chang, J. E., & Hill, J. N. (2014). Exploratory factor analysis in Rehabilitation Psychology: A content analysis. *Rehabilitation Psychology*, 59(4), 429–438. doi:10.1037/a0037899
- 1375 Rosenberg, A., Almeida, A., & MacDonald, H. (2012). Crossing the cultural divide: Issues in translation, mistrust, and cocreation of meaning in cross-cultural therapeutic assessment. *Journal of Personality Assessment*, 94(3), 223–231. doi:10.1080/00223891.2011.648293
- Savage, A., Quiros, L., Dodd, S., & Bonavota, D. (2007). Building trauma informed practice: Appreciating the impact of trauma in the lives of women with substance abuse and mental health problems. *Journal of Social Work Practice in the Addictions*, 7(1/2), 91–116. doi:10.1300/J160v07n01_06
- 1385 Schaefer, S. M., Boylan, J. M., van Reekum, C. M., Lapate, R. C., Norris, C. J., Ryff, C. D., & Davidson, R. (2013). Purpose in life predicts better emotional recovery from negative stimuli. *PLOS ONE*, 8(11), e80329. doi:10.1371/journal.pone.0080329
- 1390 Schrank, B., & Amering, M. (2007). Recovery in mental health. *Neuropsychiatry*, 21, 45–50.
- 1395 Scott, C. L., Lewis, C. F., & Dermott, B. E. (2006). Dual diagnosis among incarcerated populations: Exception or rule? *Journal of Dual Diagnosis*, 3(1), 33–58. doi:10.1300/J374v03n01_05
- 1400 Shea, M., & Yeh, C. (2008). Asian American students' cultural values, stigma, and relational self-construal: Correlates and attitudes toward professional help seeking. *Journal of Mental Health Counseling*, 30, 157–172. doi:10.17744/mehc.30.2.g662g5l2r1352198
- 1405 Simms, L. J., Watson, D., & Doebbeling, B. N. (2002). Confirmatory factor analysis of posttraumatic stress symptoms in deployed and nondeployed veterans of the Gulf War. *Journal of Abnormal Psychology*, 111, 637–647. doi:10.1037/0021-843X.111.4.637
- Solomon, R., & Giola, D. (2016). A shift in thinking: The influence of the recovery process on social work research. *Journal of the Society of Social Work & Research*, 7(2), 203–210. doi:10.1086/686769
- 1410 Spinhoven, P., Pennix, B. W., van Hemert, A. M., de Rooij, M., & Elzing, B. M. (2014). Comorbidity of PTSD in anxiety and depressive disorders: Prevalence and shared risks. *Child Abuse and Neglect*, 38, 1320–1330. doi:10.1016/j.chiabu.2014.01.017
- 1415 Starnino, V. R., Mariscal, S., Holter, M. C., Davidson, R. J., Fukui, S., & Rapp, C. S. (2010). Outcomes of an illness self-management group using wellness recovery action planning. *Psychiatric Rehabilitation Journal*, 34(1), 57–60. doi:10.2975/34.1.2010.57.60
- 1420 Storm, M., & Edwards, A. (2013). Models of user involvement in the mental health context: Intentions and implementation challenges. *Psychiatric Quarterly*, 84, 313–327. doi:10.1007/s11126-012-9247-x. **Q10**
- 1425 Substance Abuse and Mental Health Services Administration. (.). *SAMHSA's working definition of recovery: 10 guiding principles of recovery. (Report PEP12_RECDEF)*. Rockville, MD: Author. Retrieved from <http://content.samhsa.gov/ext/item?uri=/samhsa/content/item/10007447/10007447.pdf> **Q11**
- 1430 Substance Abuse and Mental Health Services Administration. (2017). National Survey on Drug Use and Health: Comparison of 2014–2015 and 2015–2016 Population Percentages (50 States and the District of Columbia). Retrieved from <https://www.samhsa.gov/data/sites/default/files/NSDUHsaeShortTermCHG2016/NSDUHsaeShortTermCHG2016.pdf>
- 1435 Tabachnick, B. G., & Fidell, L. S. (2007). *Using multivariate statistics* (5th ed.). Boston, MA: Pearson.

- Tan, C. H. S., Ishak, R. B., Lim, T. X. G., Marimuthusamy, P., Kaurss, K., & Leong, J. (2017). Illness management and recovery program for mental health problems: Reducing symptoms and increasing social functioning. *Journal of Clinical Nursing*, 26(3-4), 3471-3485. doi:10.1111/jocn.13712
- 1440
- Thompson, R. G., Wall, M. M., Greenstein, E., Grant, B. F., & Hasin, D. S. (2013). Substance-use disorders and poverty as prospective predictors of first-time homelessness in the United States. *American Journal of Public Health, Supplement 2*, 103, S282-S288. doi:10.2105/AJPH.2013.301302
- 1445
- Tiffany, S. T., Friedman, L., Greenfield, S. F., Hasin, D. S., & Jackson, R. (2011). Beyond drug use: A systematic consideration of other outcomes in evaluations of treatments for substance use disorders. *Society for the Study of Addiction*, 107, 709-718. doi:10.1111/j.1360-0443.2011.03581.x
- 1450
- Tossone, K., Kretschmar, J., Butcher, F., & Harris, L. (2016). Validating the Ohio scales in a juvenile justice sample of youth with behavioral health issues. *Journal of Child and Family Studies*, 25, 1218-1228. doi:10.1007/s10826-015-0302-8
- 1455
- Trousselard, M., Steiler, D., Duheil, F., Claverie, D., Cannini, F., Fenouillet, F., ... Franck, N. (2016). Validation of the Warwick-Edinburgh Mental Well-Being Scale (WEMWBS) in French psychiatric and general populations. *Psychiatric Research*, 245, 282-290. doi:10.1016/j.psychres.2016.08.050
- 1460
- Tse, S., Davidson, L., Chung, K-F., Ng, K. L., & Yu, C. H. (2014). Differences and similarities between functional and personal recovery in an Asian population: A cluster analytic approach. *Psychiatry: Interpersonal & Biological Processes*, 77(1), 41-56. doi:10.1521/psyc.2014.77.1.41
- 1465
- Tse, S., Davidson, L., Chung, K-F., Yu, C. H., Ng, K. L., & Tsoi, E. (2015). Logistic regression analysis of psychosocial correlates with recovery from schizophrenia in a Chinese community. *International Journal of Social Psychiatry*, 61(1), 50-57. doi:10.1177/0020764014535756
- 1470
- United States Department of Health and Human Services. (1999). *Mental health: A report of the Surgeon General*. Rockville, MD: U.S. Department of Health and Human Services, Substance Abuse and Mental Health Services Administration, Center for Mental Health Services, National Institute of Health, National Institute of Mental Health.
- 1475
- Van Dorn, R. A., Desmarais, S. L., Grimm, K. J., Tueller, S. J., Johnson, K. L., Sellers, B. G., & Swartz, M. S. (2016). The latent structure of psychiatric symptoms across mental disorders as measured with the PANSS and BPRS-18. *Psychiatry Research*, 245, 83-90. doi:10.1016/j.psychres.2016.08.029
- 1480
- Waldner, L. K., Vaden-Goad, L., & Sikktpdela, A. (1999). Sexual coercion in India: An exploratory analysis using demographic variables. *Archives of Sexual Behavior*, 28, 523-525. doi:10.1023/A:1018717216774 1485
- Walton, B. A., Kim, H., & Park, S. (2014). *ANSA: Becoming a recovery focused outcome management tool*. (Report). Indianapolis, IN: Indiana University School of Social Work.
- Whitley, R., & Drake, R. E. (2010). Recovery: A dimensional approach. *Psychiatric Services*, 61(12), 1248-1250. doi:10.1176/ps.2010.61.12.1248 1490
- Widiger, T. A. (2005). Dimensional classification of adult psychopathology: A brief commentary on Achenbach, Berstein, and Dumenci. *Journal of Personality Assessment*, 84(1), 64-65. doi:10.1207/s15327752jpa8401_11 1495
- Wilrycx, G., Croon, M. A., van den Broek, A., & van Nieuwenhuizen, C. (2012). Psychometric properties of three instruments to measure recovery. *Scandinavian Journal of Caring Sciences*, 26, 607-614. doi:10.1111/j.1471-6712.2011.00957.x 1500
- Wolf, H., Wöfl, A., Keller, J., Pommerien, D., Strenlow, G., & Weismüller, E. (2016). Necessary methodological modifications for the music therapy of patients with trauma disorders. *Nordic Journal of Music Therapy*, 25, 96-97. 1505
- Wood, N. D., Gnonhosou, D. C. A., & Bowling, J. W. (2015). Combining parallel and exploratory factor analysis in identifying relationship scales in secondary data. *Marriage & Family Review*, 51(5), 385-395. doi:10.1080/01494929.2015.1059785 1510
- Wong, Y. I., Stanton, M. C., & Sands, R. G. (2014). Rethinking social inclusion: Experiences of persons in recovery from mental illness. *American Journal of Orthopsychiatry*, 84(6), 685-695. doi:10.1037/ort0000034
- World Health Organization. (2004). *Promoting mental health: Concepts emerging evidence and practice. Summary report*. Geneva: Author. 1515
- World Health Organization. (2013). *Comprehensive mental health action plan 2013- 2020*. Geneva: Author.
- World Health Organization. (2014). *Mental health: A state of well-being*. Retrieved from http://www.who.int/features/factfiles/mental_health/en/ 1520
- Ye, S., Pan, J., Wong, D. F. K., & Bola, J. R. (2013). Cross-validation of mental health recovery measures in a Hong Kong Chinese sample. *Research on Social Work Practice*, 23, 311-325. doi:10.1177/1049731512471861 1525
- Yildiz, M. (2015). Recovery as a process in severe mental illness. *Archives of Neuropsychiatry*, 52, 1-3. doi:10.5153/npa.2015.0120148